ARTICOLI VARI
ASSORTED ITEMS
ARTICULOS VARIOS

Una serie di prodotti messi a punto negli anni per rendere sempre più completa l'offerta ARAG e quindi semplificare il lavoro dei nostri clienti, che all'interno di questa sezione possono trovare i componenti per completare al meglio le loro macchine.

A series of products designed over the years to complete the ARAG line and thus simplify our customers work. This section offers our customers a wide choice of parts to complete their machines.

Una serie de productos perfeccionados con los años para completar aún más la oferta ARAG y simplificar así el trabajo de nuestros clientes, que en esta sección podrán encontrar los componentes necesarios para completar sus máquinas.

Cleveland Alliances Ltd
Arag UK

Legenda dei simboli - Symbols - Leyenda simbolos

T fork coupling
Raccordo con attacco a forchetta
Fitting with fork coupling
Racor con conexion de horquilla

Pressione di esercizio
Operating pressure
Presión de trabajo

Portata
Flow rate
Caudal

NEW
Nuovi prodotti
New items
Nuevos productos

NYLON®
Prodotto in Nylon®
Made of Nylon®
Producto en Nylon®

ISO colour coding
Prodotto codificato secondo norma ISO19732
Product codified in compliance with the Standard ISO19732
Codificación del producto según la norma ISO19732

Valore tipico di assorbimento
Typical absorption
Valor tipico de absorcion

Dimensioni di ingombro
Overall dimensions
Dimensiones máximas

Nuovi prodotti
New items
Nuevos productos

POMPE CENTRIFUGHE MULTISTADIO
MULTISTAGE CENTRIFUGAL PUMPS
BOMBAS CENTRÍFUGAS MULTIETAPAS

powered by caprari MSP SERIES

Le pompe ARAG serie MSP sono le prime pompe multistadio progettate appositamente per macchine agricole da irrorazione e diserbo.
L'utilizzo di più giranti ha permesso di realizzare una serie di pompe costruite prevalentemente con tecnopolimeri ad elevata resistenza così da garantire un'eccellente compatibilità con i prodotti chimici utilizzati in agricoltura ad un prezzo molto vantaggioso rispetto alle pompe in acciaio inox.
L'attenta progettazione ha consentito di ottenere elevate pressioni di esercizio anche ad un ridotto numero di giri, che si traduce in una maggiore vita di tutti i componenti.

The MSP series ARAG pumps are the first multi-stage pumps designed specifically for sprayers and crop sprayers.
The use of multiple impellers has made it possible to manufacture a series of pumps made predominantly with highly resistant engineering plastic to ensure excellent compatibility with the chemicals used in agriculture, at a very competitive price compared to stainless steel pumps.
Precise design has made it possible to achieve high operating pressures even at a reduced number of revolutions, which translates into a longer life for all components.

Las bombas ARAG serie MSP son las primeras bombas multietapa diseñadas específicamente para máquinas agrícolas de pulverización y tratamiento con barras.
El uso de varios rotores ha permitido realizar una serie de bombas construidas principalmente con tecnopolímeros de elevada resistencia para garantizar una excelente compatibilidad con los productos químicos utilizados en agricultura a un precio muy ventajoso en comparación con las bombas de acero inoxidable.
Su atento diseño ha permitido obtener elevadas presiones de ejercicio incluso con reducido número de revoluciones, lo que se traduce en una mayor duración de todos sus componentes.



Cleveland Alliance Ltd
Arag UK

POMPE CENTRIFUGHE MULTISTADIO
MULTISTAGE CENTRIFUGAL PUMPS
BOMBAS CENTRÍFUGAS MULTIETAPAS

Le pompe serie MSP sono dotate di un sistema di aggancio tramite piastra che ne permette il fissaggio in qualunque posizione, anche in spazi ridotti.

The MSP series pumps are equipped with a coupling system through plate allowing the fixing in any position, even in small places.

Las bombas serie MSP están equipadas con un sistema de acoplamiento a través de la placa que permite la fijación en cualquier posición, también en lugares reducidos.

Dima di attacco | **Attachment template** | **Plantilla de empalme**

MSP400

5 stadi - 5 impellers - 5 rotores

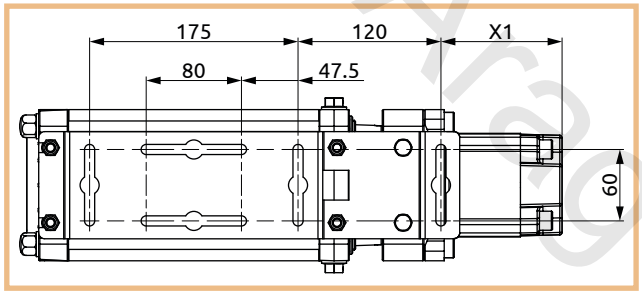

7 stadi - 7 impellers - 7 rotores

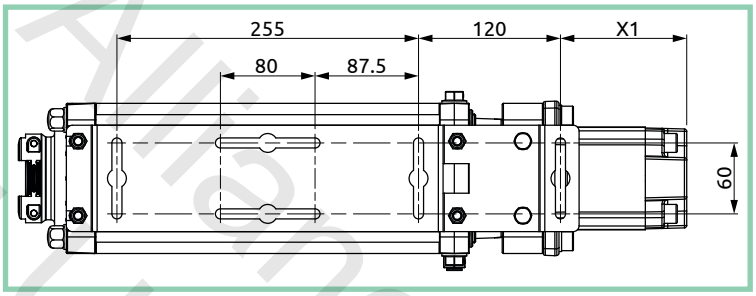

	Motore / Motor / Motor (cm³/rev.)		
	7.2	11.2	14.5
X1 (mm)	111	116	121

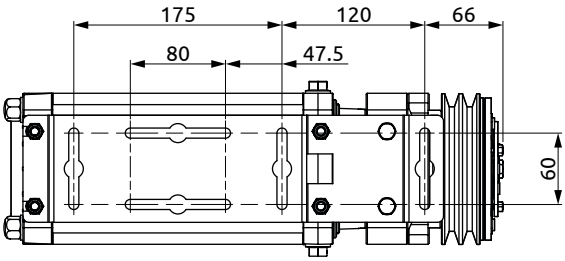

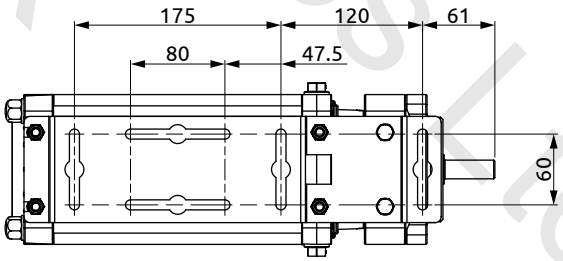

MSP800

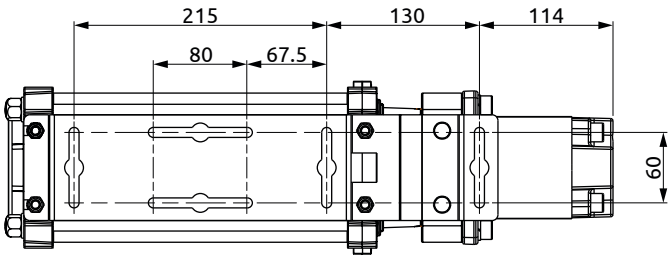

Cleveland Alliances Ltd
Aragux

POMPE CENTRIFUGHE MULTISTADIO
MULTISTAGE CENTRIFUGAL PUMPS
BOMBAS CENTRÍFUGAS MULTIETAPAS

MSP400 powered by caprari

- Sistema giranti in Polipropilene rinforzato con fibra di vetro
- Elevata efficienza (bassa portata d'olio).
- Ingombri ridotti.
- Portata 400 l/min @ 8 bar (4200 giri/min).
- Ottima resistenza chimica.
- Direzione del raccordo di uscita indipendente dalla posizione di fissaggio.

- Rotor system in polypropylene reinforced with fiberglass
- High efficiency (low oil flow).
- Reduced size.
- Flow rate 400 l/min @ 8 bar - 103 GPM @ 120 PSI (4200 RPM).
- Excellent chemical compatibility.
- Direction of output adapter independent from mounting position.

- Sistema de rotores de Polipropileno reforzado con fibra de vidrio
- Alto rendimiento (bajo flujo de aceite).
- Tamaño compacto.
- Caudal 400 l/min a 8 bar (4200 RPM).
- Excelente resistencia química.
- Gestión de la conexión de salida independiente de la posición de fijación.

Le pompe serie MSP400 sono disponibili con attacco a forchetta T5/T6 (A) e con adattatore flangiato per attacco a morsetto* (C).

The MSP400 series pumps are available with T5/T6 fork connection (A) and with clamp connection* (C).

Las bombas serie MSP400 están disponibles con conexión de horquilla T5/T6 (A) y con toma de mordaza* (C).

*: Compatibile con attacchi tipo Banjo®, Hypro® e Bee Valve®.
Suitable for use with Banjo®, Hypro® and Bee Valve® connections.
Compatible con las conexiónes tipo Banjo®, Hypro® y Bee Valve®.

Raccordi di completamento con attacco a forchetta nel capitolo: FITTINGS
End fittings with fork coupling in chapter: FITTINGS
Racores de terminación con conexión de horquilla en el capítulo: FITTINGS



Con motore idraulico

Questo tipo di motore idraulico è stato studiato per essere installato su macchine da irrorazione semoventi dove:
- è presente una pompa idraulica dedicata all'alimentazione del motore della pompa
- ci si può collegare direttamente allo scarico nel serbatoio dell'olio
- le tubazioni sono collegate in modo fisso.

With hydraulic motor

This type of hydraulic motor was designed to be installed on self-propelled spraying machines where:
- there is a specific hydraulic pump for pump motor supply.
- a direct connection to oil tank drain can be made.
- piping connections are fixed.

Con motor hidráulico

Este tipo de motor hidráulico ha sido diseñado para utilizarse en máquinas de pulverización autopropulsadas en las que:
- se incluye una bomba hidráulica que se ocupa específicamente de la alimentación del motor de la bomba
- se puede conectar directamente a la descarga en el depósito de aceite.
- los tubos están conectados de manera fija.

Attacco / Connection / Conexión		Stadi Impellers Rotores	Portata acqua MAX Water MAX flow MAX caudal agua		Pressione acqua MAX Water MAX pressure MAX presión agua		Portata olio MAX Oil MAX flow MAX caudal aceite		Pressione olio MAX Oil MAX pressure MAX presión aceite		Motore Motor Motor
A Forchetta Fork Horquilla	C Morsetto Clamp Mordaza										
COD. / CODE / CÓD.			l/min	GPM	bar	PSI	l/min	GPM	bar	PSI	cm³/rev.
97005221	97005224	5	517	137	7.5	109	26.5	7	135	1955	7.2
97005201	97005204	5	560	148	10.6	154	49.2	13	120	1735	11.2
97005231	97005234	5	567	150	11.0	160	64.3	17	106	1537	14.5
▶ 97007201	---	7	594	157	13.7	199	49.2	13	153	2219	11.2
▶ 97007231	---	7	597	158	14.7	213	64.3	17	138	2002	14.5

Dimensioni / Dimensions / Dimensiones

5 stadi - 5 impellers - 5 rotores

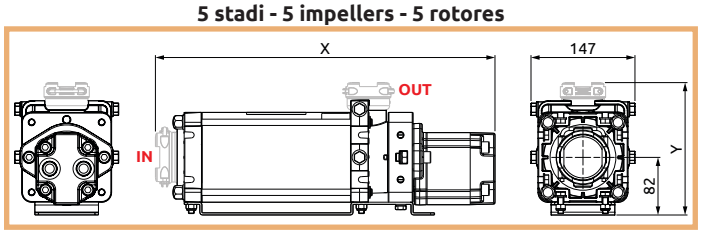

7 stadi - 7 impellers - 7 rotores

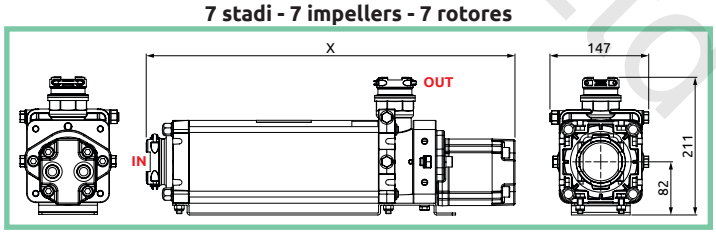

Motore Motor Motor	Attacco / Connection / Conexión				Pompa Pump Bomba
	A Forchetta Fork Horquilla	C Morsetto Clamp Mordaza	A Forchetta Fork Horquilla	C Morsetto Clamp Mordaza	
cm³/rev.	X (mm)		Y (mm)		kg
7.2	475	463	188	180	9.6
11.2	480	468	188	180	9.8
14.5	485	473	188	180	10

Motore Motor Motor	Attacco / Connection / Conexión	Pompa Pump Bomba
	A Forchetta Fork Horquilla	
cm³/rev.	X (mm)	kg
11.2	560	11.2
14.5	565	11.4

Developed by Allianceast Ltd
Alag Sikkerhed

MSP400

powered by caprari

POMPE CENTRIFUGHE MULTISTADIO
MULTISTAGE CENTRIFUGAL PUMPS
BOMBAS CENTRÍFUGAS MULTIETAPAS

Motore idraulico con drenaggio

Questo tipo di motore idraulico è stato studiato per essere installato su macchine trainate e portate collegate alle prese idrauliche di un trattore, ma può essere installato anche su macchine semoventi con pompa idraulica dedicata. In entrambi i casi è necessario avere una collegamento di scarico diretto al serbatoio, non è ammesso in nessun modo unire la tubazione di ritorno del motore idraulico (out) con la tubazione di drenaggio (case drain).

Hydraulic motor with drain

This type of hydraulic motor was designed to be installed onto towed and tractor-mounted machines connected to the hydraulic couplings of a tractor, but can also be installed onto self-propelled machines with a dedicated hydraulic pump. In both cases, a direct discharge line to the tank is necessary; under no circumstances can the return line of the hydraulic motor (out) be joined to the drain line (case drain).

Motor hidráulico con drenaje

Este tipo de motor hidráulico ha sido diseñado para utilizarse en máquinas de arrastre y suspendidas conectadas a las tomas hidráulicas de un tractor, pero también puede utilizarse en máquinas autopropulsadas que tengan una bomba hidráulica específica. En ambos casos es necesario tener una conexión de descarga directa al depósito. No está permitido, de ninguna manera, unir el tubo de retorno del motor hidráulico (out) con el tubo de drenaje (case drain).

NEW

Attacco / Connection / Conexión		Stadi Impellers Rotores	Portata acqua MAX Water MAX flow MAX caudal agua		Pressione acqua MAX Water MAX pressure MAX presión agua		Portata olio MAX Oil MAX flow MAX caudal aceite		Pressione olio MAX Oil MAX pressure MAX presión aceite		Motore Motor Motor
A Forchetta Fork Horquilla	C Morsetto Clamp Mordaza										
COD. / CODE / CÓD.			l/min	GPM	bar	PSI	l/min	GPM	bar	PSI	cm³/rev.
97015221	97015224	5	517	137	7.5	109	26.5	7	135	1955	7.2
97015201	97015204	5	560	148	10.6	154	49.2	13	120	1735	11.2
97015231	97015234	5	567	150	11	160	64.3	17	106	1537	14.5
97017201	---	7	594	157	13.7	199	49.2	13	153	2219	11.2
97017231	---	7	597	158	14.7	213	64.3	17	138	2002	14.5

Dimensioni / Dimensions / Dimensiones

5 stadi - 5 impellers - 5 rotores

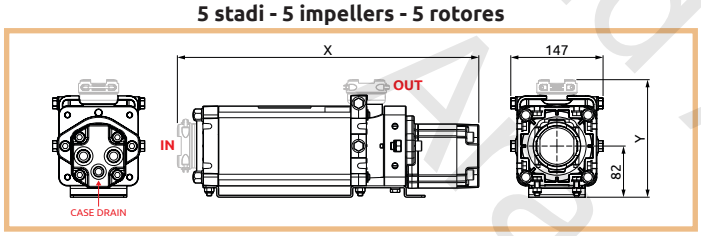

Motore Motor Motor	Attacco / Connection / Conexión				Pompa Pump Bomba
	A Forchetta Fork Horquilla	C Morsetto Clamp Mordaza	A Forchetta Fork Horquilla	C Morsetto Clamp Mordaza	
cm³/rev.	X (mm)		Y (mm)		kg
7.2	475	463	188	180	9.6
11.2	480	468	188	180	9.8
14.5	485	473	188	180	10

7 stadi - 7 impellers - 7 rotores

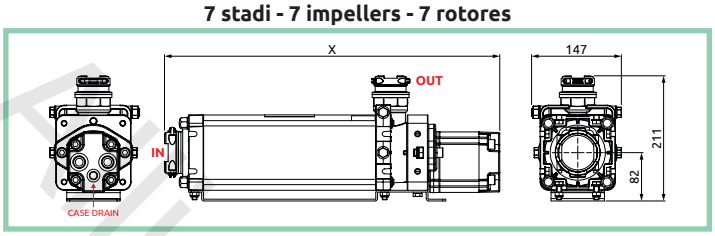

Motore Motor Motor	Attacco / Connection / Conexión	Pompa Pump Bomba
	A Forchetta Fork Horquilla	
cm³/rev.	X (mm)	kg
11.2	560	11.2
14.5	565	11.4

Con puleggia** a frizione elettromagnetica / With electromagnetic clutch pulley** / Con polea** a embrague electromagnético

Attacco/ Connection / Conexión		Portata acqua MAX Water MAX flow MAX caudal agua		Pressione acqua MAX Water MAX pressure MAX presión agua		Potenza MAX assorb. MAX absorption Potencia MAX absorb.	Alimentazione Power supply Alimentación	Puleggia ELM ELM pulley Polea ELM
A Forchetta Fork Horquilla	C Morsetto Clamp Mordaza							
COD. / CODE / CÓD.		l/min	GPM	bar	PSI	kW	@12Vdc	Ø (mm)
97055201	97055204	567	150	11	160	8.2	4 A	127

***: a doppia gola per cinghie trapezoidali tipo SPA 12,7x10 secondo DIN 7753/1 - ISO-R459-460 oppure A 13x8 secondo UNI 5265 - ISO 4183 - DIN 2215.*
***: double groove pulley for V-belts as SPA 12,7X10 in accordance to DIN 7753/1 - ISO-R459-460 or A 13x8 in accordance to UNI 5265 - ISO 4183 - DIN 2215*
***: Polea de doble canal para correas trapezoidales como SPA 12,7X10 conforme a DIN 7753/1 - ISO-R459-460 o A 13x8 conforme a UNI 5265 - ISO 4183 - DIN 2215*

Dimensioni / Dimensions / Dimensiones

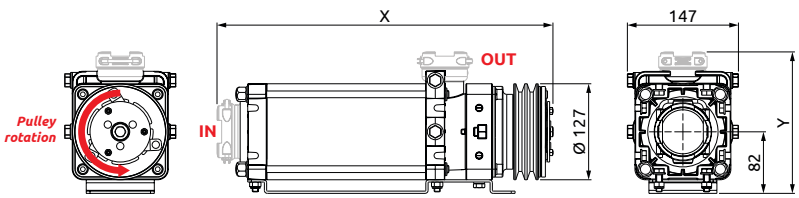

	Attacco / Connection / Conexión		Pompa Pump Bomba kg
	A Forchetta Fork Horquilla	C Morsetto Clamp Mordaza	
X (mm)	452	440	11.5
Y (mm)	188	180	

Clevedon Alliance Ltd
Aled UK

POMPE CENTRIFUGHE MULTISTADIO
MULTISTAGE CENTRIFUGAL PUMPS
BOMBAS CENTRÍFUGAS MULTIETAPAS

MSP400 powered by caprari

Con attacco diretto al pignone / With direct attachment to the sprocket / Con conexión directo al piñón

Attacco/ Connection / Conexión		Portata acqua MAX Water MAX flow MAX caudal agua		Pressione acqua MAX Water MAX pressure MAX presión agua		Potenza MAX assorb. MAX absorption Potencia MAX absorb.
A Forchetta Fork Horquilla	C Morsetto Clamp Mordaza					
COD. / CODE / CÓD.		l/min	GPM	bar	PSI	kW
97045201	97045204	567	150	11.0	160	8.2

Dimensioni / Dimensions / Dimensiones

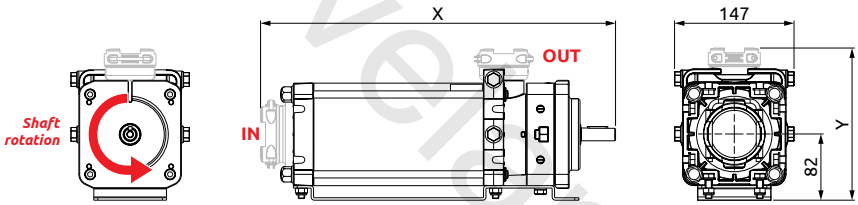

	Attacco / Connection / Conexión		Pompa Pump Bomba kg
	A Forchetta Fork Horquilla	C Morsetto Clamp Mordaza	
X (mm)	440	428	8.7
Y (mm)	188	180	

Prestazioni / Performances / Rendimientos

MSP400 5 stadi - 5 impellers - 5 rotores

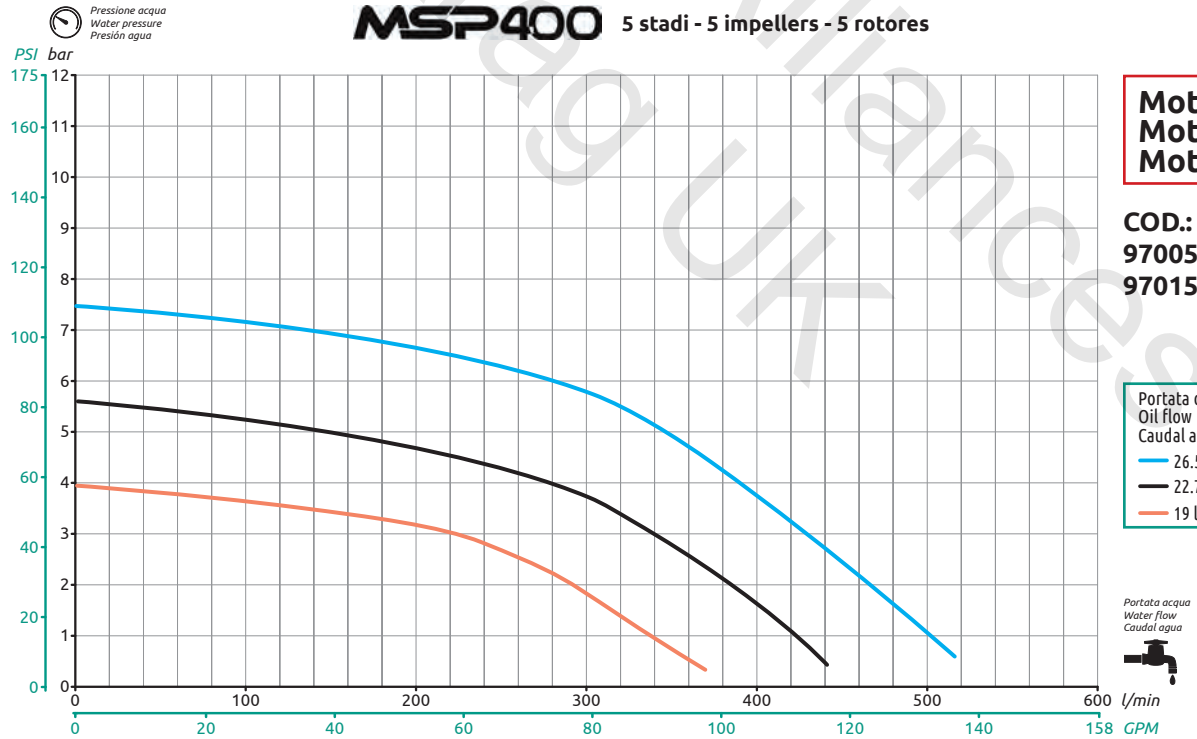

Motore / Motor / Motor 7.2 cm^3/rev

COD.:
9700522x
9701522x

Portata olio
Oil flow
Caudal aceite
- 26.5 l/min - 7 GPM
- 22.7 l/min - 6 GPM
- 19 l/min - 5 GPM

Cleveland Alliances Ltd
Arag UK

MSP400

powered by caprari

POMPE CENTRIFUGHE MULTISTADIO
MULTISTAGE CENTRIFUGAL PUMPS
BOMBAS CENTRÍFUGAS MULTIETAPAS

Prestazioni **Performances** **Rendimientos**

MSP400 5 stadi - 5 impellers - 5 rotores

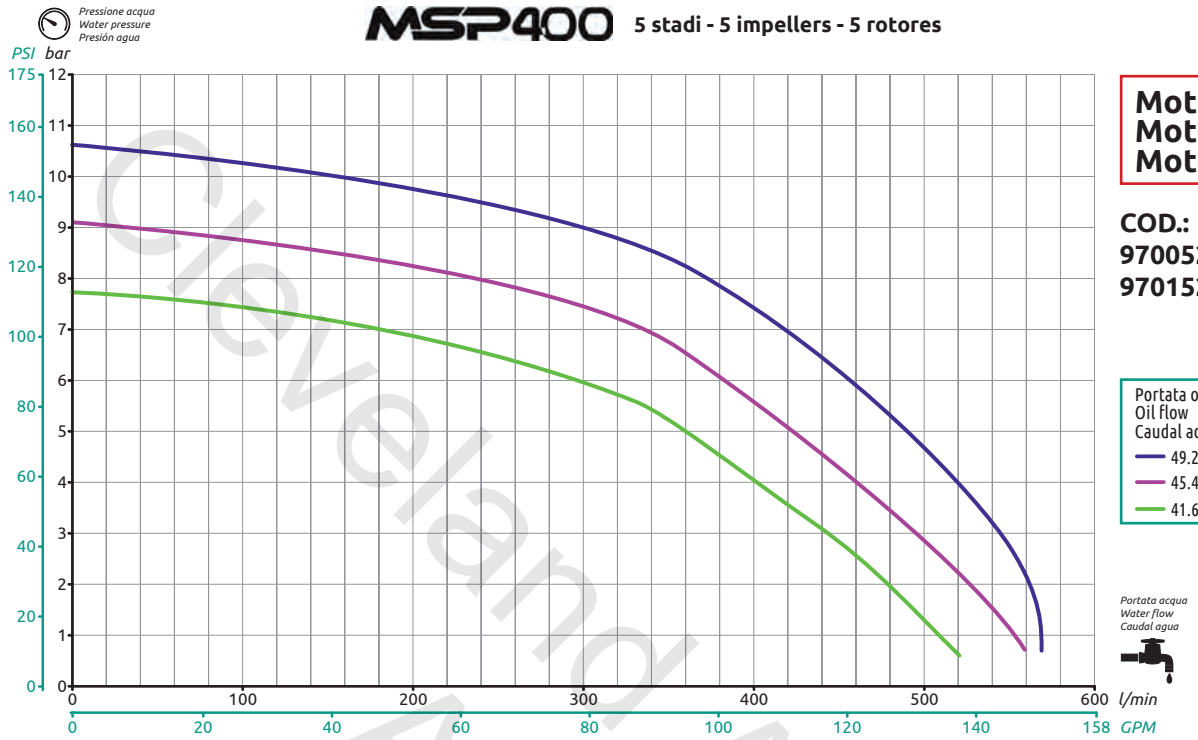

Motore / Motor / Motor — **11.2** cm^3/rev

COD.:
9700520x
9701520x

Portata olio
Oil flow
Caudal aceite
- 49.2 l/min - 13 GPM
- 45.4 l/min - 12 GPM
- 41.6 l/min - 11 GPM

MSP400 5 stadi - 5 impellers - 5 rotores

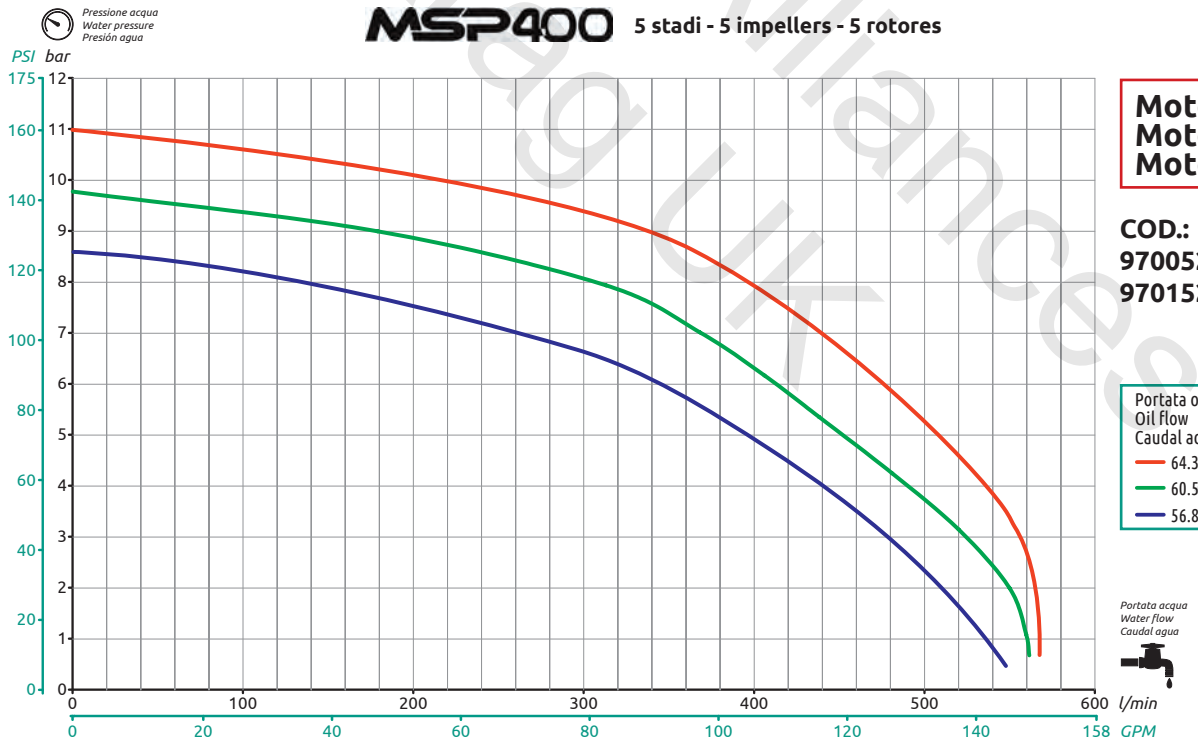

Motore / Motor / Motor — **14.5** cm^3/rev

COD.:
9700523x
9701523x

Portata olio
Oil flow
Caudal aceite
- 64.3 l/min - 17 GPM
- 60.5 l/min - 16 GPM
- 56.8 l/min - 15 GPM

Cleveland Alliance Ltd
Arag UK

POMPE CENTRIFUGHE MULTISTADIO
MULTISTAGE CENTRIFUGAL PUMPS
BOMBAS CENTRÍFUGAS MULTIETAPAS

MSP400 powered by caprari

Prestazioni **Performances** **Rendimientos**

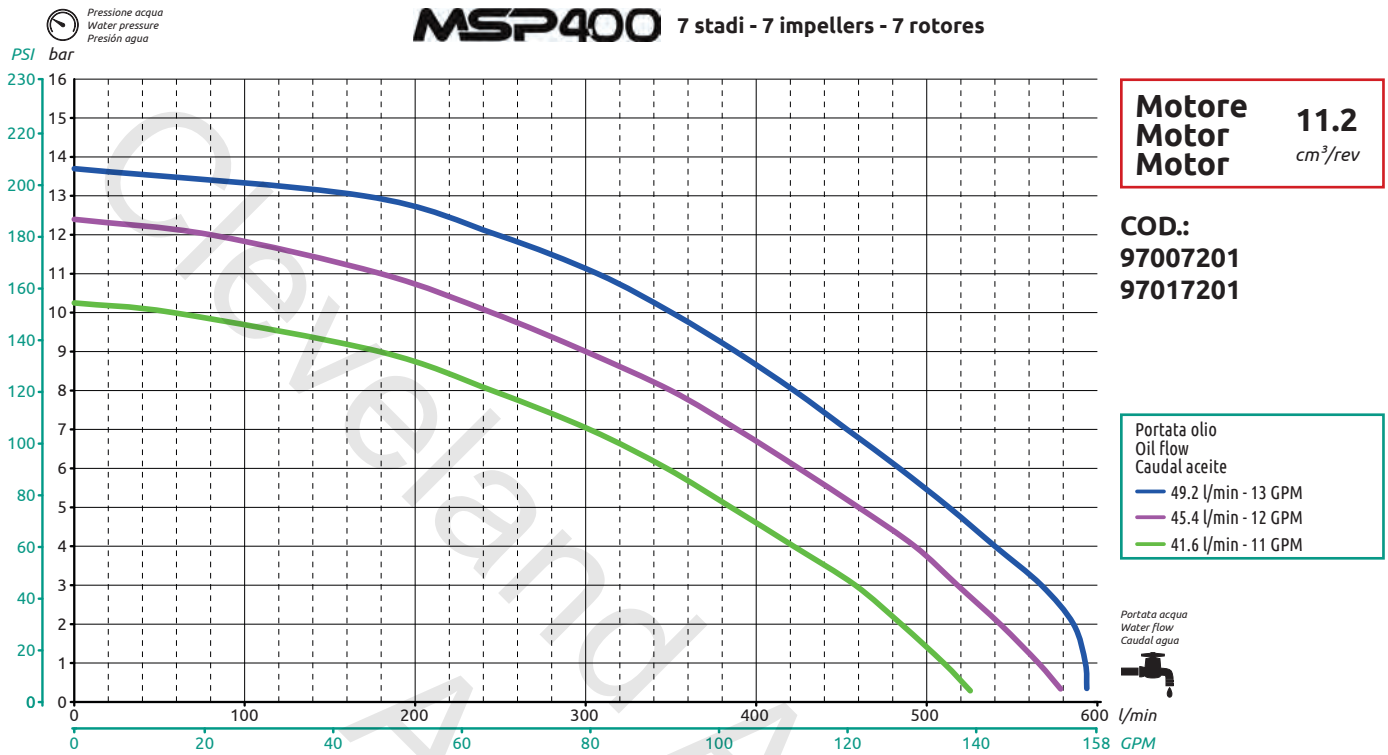

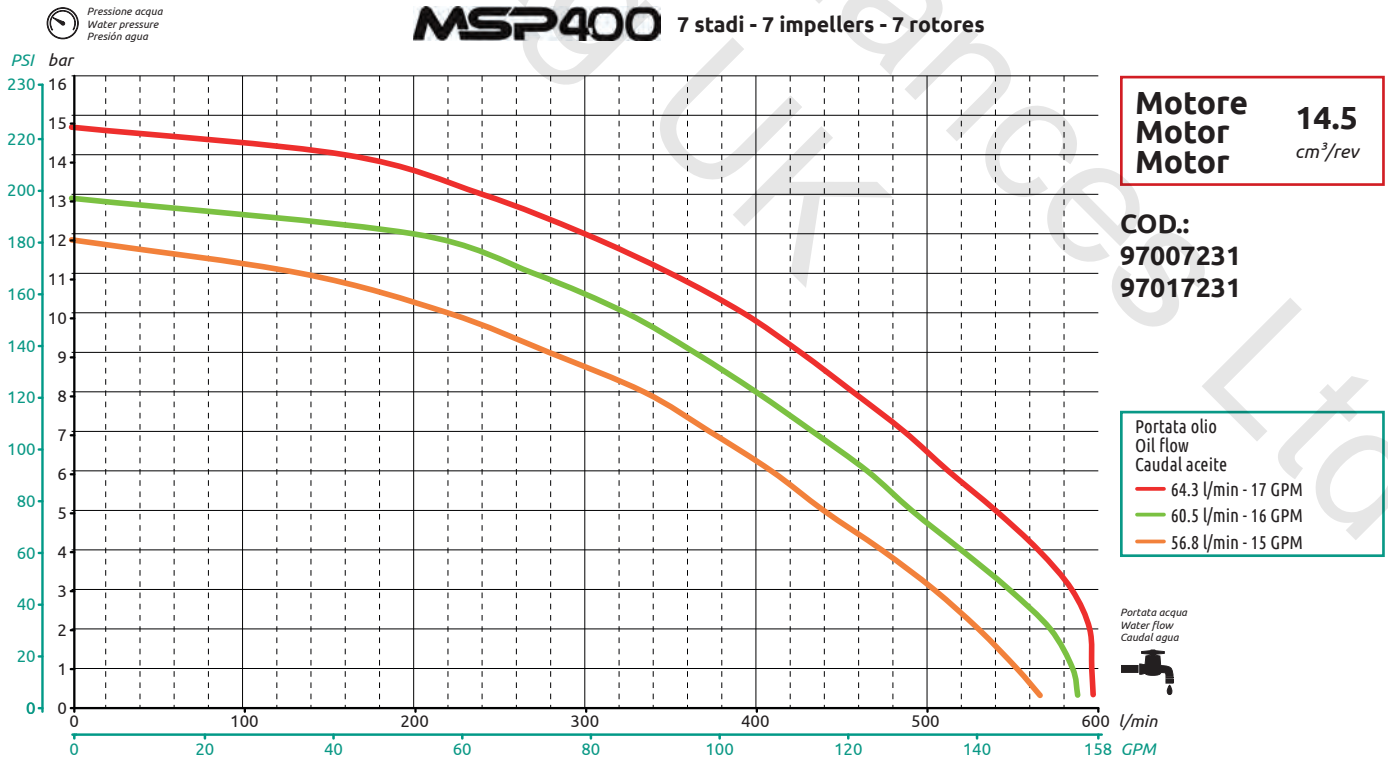

Cleveland Alliance Ltd
Arag UK

MSP400

powered by caprari

POMPE CENTRIFUGHE MULTISTADIO
MULTISTAGE CENTRIFUGAL PUMPS
BOMBAS CENTRÍFUGAS MULTIETAPAS

Prestazioni **Performances** **Rendimientos**

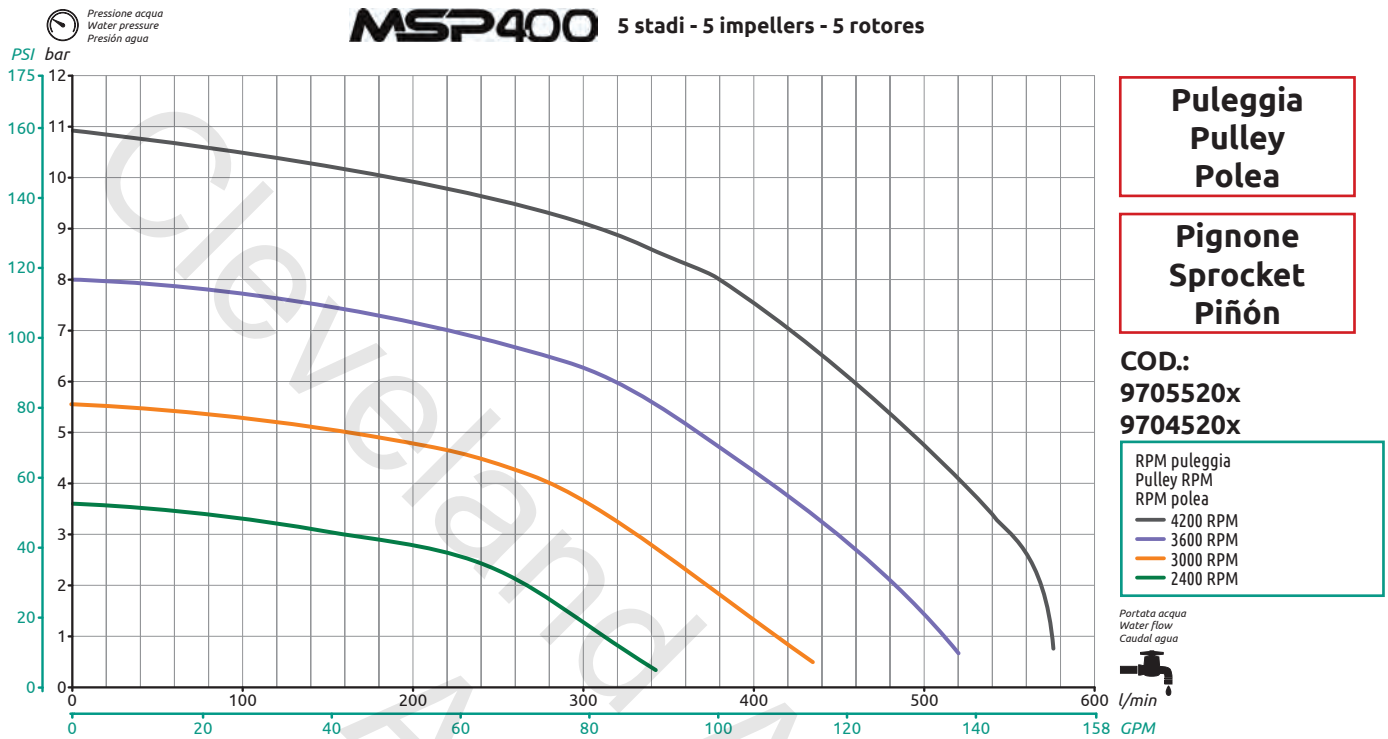

Cleveland Alliances Ltd
Arag UK

POMPE CENTRIFUGHE MULTISTADIO
MULTISTAGE CENTRIFUGAL PUMPS
BOMBAS CENTRÍFUGAS MULTIETAPAS

MSP800 powered by caprari

- Sistema giranti in Polipropilene rinforzato con fibra di vetro
- Elevata efficienza (bassa portata d'olio).
- Ingombri ridotti.
- Portata 800 l/min @ 7 bar (4200 giri/min).
- Ottima resistenza chimica.
- Direzione del raccordo di uscita indipendente dalla posizione di fissaggio.

- Rotor system in polypropylene reinforced with fiberglass
- High efficiency (low oil flow).
- Reduced size.
- Flow rate 800 l/min @ 7 bar - 210 GPM @ 100 PSI
- (4200 RPM).
- Excellent chemical compatibility.
- Direction of output adapter independent from mounting position.

- Sistema de rotores de Polipropileno reforzado con fibra de vidrio
- Alto rendimiento (bajo flujo de aceite).
- Tamaño compacto.
- Caudal 800 l/min a 7 bar (4200 RPM).
- Excelente resistencia química.
- Gestión de la conexión de salida independiente de la posición de fijación.

Le pompe serie MSP800 sono disponibili con attacco a forchetta (A) e con adattatore flangiato per attacco a morsetto* (C).
The MSP800 series pumps are available with fork connection (A) and with clamp connection* (C).
Las bombas serie MSP800 están disponibles con conexión de horquilla (A) y con toma de mordaza* (C).

A IN: T9
OUT: T7

C IN: 3"
OUT: 2" Full Port

*: Compatibile con attacchi tipo Banjo®, Hypro® e Bee Valve®.
*: Suitable for use with Banjo®, Hypro® and Bee Valve® connections.
*: Compatible con las conexiónes tipo Banjo®, Hypro® y Bee Valve®.

Raccordi di completamento con attacco a forchetta nel capitolo: FITTINGS
End fittings with fork coupling in chapter: FITTINGS
Racores de terminación con conexión de horquilla en el capítulo: FITTINGS

Cleveland Alliances Ltd
Arag UK

MSP800

powered by caprari

POMPE CENTRIFUGHE MULTISTADIO
MULTISTAGE CENTRIFUGAL PUMPS
BOMBAS CENTRÍFUGAS MULTIETAPAS

Con motore idraulico / With hydraulic motor / Con motor hidráulico

Attacco / Connection / Conexión		Portata acqua MAX Water MAX flow MAX caudal agua		Pressione acqua MAX Water MAX pressure MAX presión agua		Portata olio MAX Oil MAX flow MAX caudal aceite		Pressione olio MAX Oil MAX pressure MAX presión aceite		Motore Motor Motor	Pompa Pump Bomba
A Forchetta Fork Horquilla	C Morsetto Clamp Mordaza										
COD. / CODE / CÓD.		l/min	GPM	bar	PSI	l/min	GPM	bar	PSI	cm³/rev.	kg
97104241	97104244	960	255	12	175	83	22	155	2250	19	11

Motore idraulico con drenaggio / Hydraulic motor with drain / Motor hidráulico con drenaje

Attacco / Connection / Conexión		Portata acqua MAX Water MAX flow MAX caudal agua		Pressione acqua MAX Water MAX pressure MAX presión agua		Portata olio MAX Oil MAX flow MAX caudal aceite		Pressione olio MAX Oil MAX pressure MAX presión aceite		Motore Motor Motor	Pompa Pump Bomba
A Forchetta Fork Horquilla	C Morsetto Clamp Mordaza										
COD. / CODE / CÓD.		l/min	GPM	bar	PSI	l/min	GPM	bar	PSI	cm³/rev.	kg
97114241	97114244	960	255	12	175	83	22	155	2250	19	11

Dimensioni / Dimensions / Dimensiones

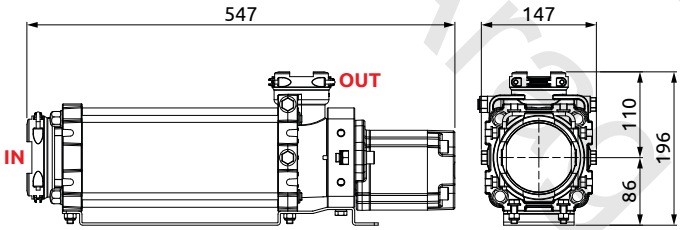

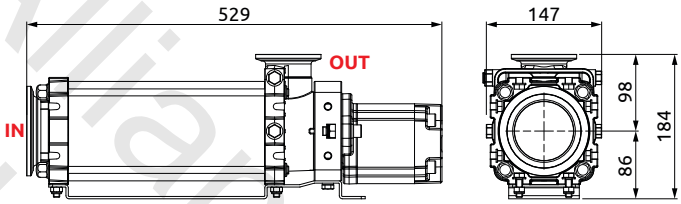

Prestazioni / Performances / Rendimientos

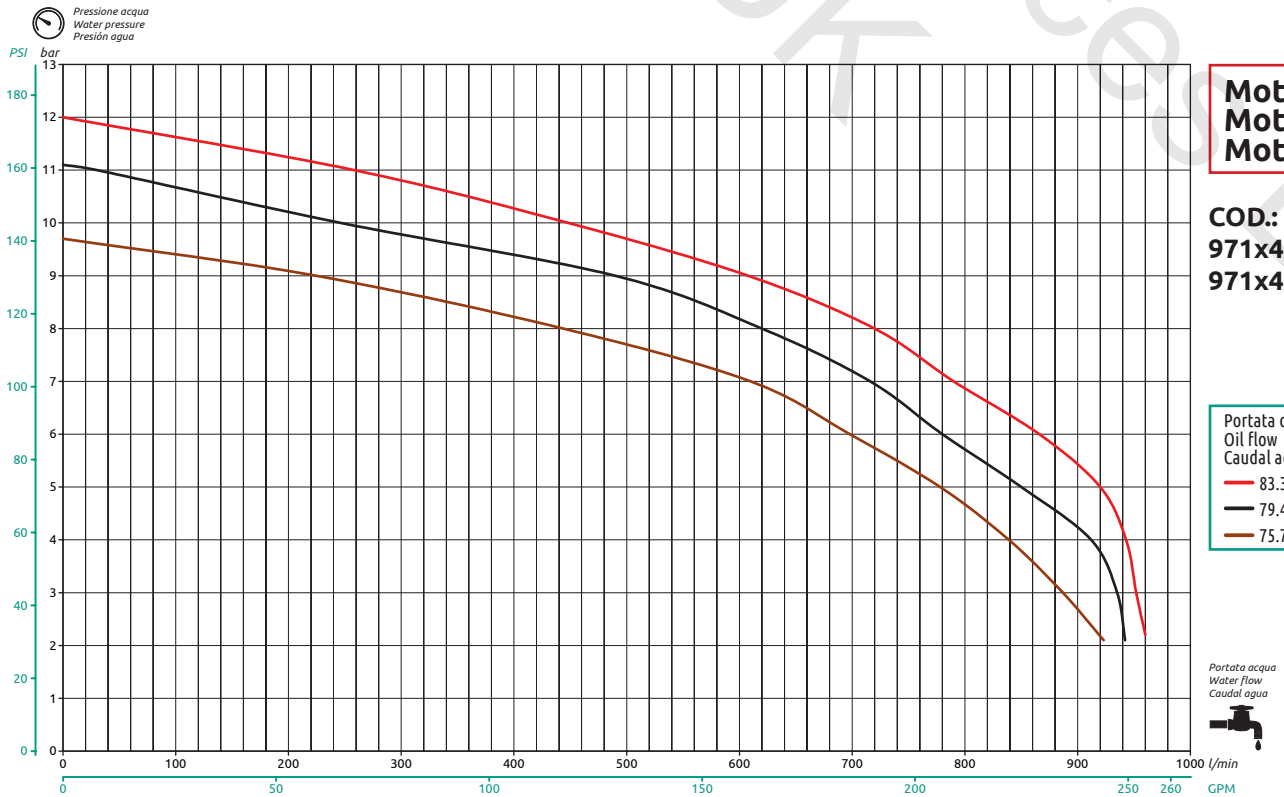

Motore Motor Motor 19 cm³/rev

COD.:
971x4241
971x4244

Portata olio
Oil flow
Caudal aceite
- 83.3 l/min - 22 GPM
- 79.4 l/min - 21 GPM
- 75.7 l/min - 20 GPM

Cleveland Alliances Ltd
Area UK

POMPE CENTRIFUGHE MULTISTADIO - ACCESSORI
MULTISTAGE CENTRIFUGAL PUMPS - ACCESSORIES
BOMBAS CENTRÍFUGAS MULTIETAPAS - ACCESORIOS

MSP SERIES powered by caprari

Kit sensore di giri
- Cavo lunghezza 20cm.
- Segnale di uscita NPN.
- Tensione di alimentazione 12Vdc.

RPM sensor kit
- 20 cm cable.
- NPN output signal.
- Power supply 12 Vdc.

Kit sensor RPM
- Cable long. 20cm.
- Signal de salida NPN.
- Alimentación 12Vdc.

COD.
CODE
CÓD.

970000.500

MSP400
MSP800

Kit valvola unidirezionale per motore idraulico
Valvola unidirezionale da installare sul motore idraulico delle pompe centrifughe serie MSP400, nel condotto di scarico.
- Protegge il motore da rotture nel caso di errato collegamento dei tubi olio (inversione della mandata con lo scarico).
- Attacco G 3/4".
- Completa di guarnizioni.

Single-acting valve kit for hydraulic motor
Single-acting valve to be installed to the hydraulic motor, in the drain pipe of the MSP400 series centrifugal pumps.
- It protects the motor from failure in case of wrong connection of the oil pipes (inversion of the drain and delivery pipes).
- 3/4" G coupling.
- Complete with seals.

Kit válvula unidireccional para motor hidráulico
Válvula unidireccional para instalar en el motor hidráulico de las bombas centrífugas serie MSP400, en el conducto de descarga.
- Protege el motor de roturas en caso de conexión incorrecta de los tubos de aceite (inversión de impulsión con la descarga).
- Conexión G 3/4".
- Juntas incluidas.

COD.
CODE
CÓD.

970001

MSP400

Cleveland Alliances Ltd
Argo UK

NIAGARA

MIXER ECOLOGICO
ECOLOGICAL MIXER
MIXER ECOLOGICO

NIAGARA è un premiscelatore (mixer) per macchine da diserbo, progettato per ottenere la massima versatilità e adattabilità su tutti i tipi di macchine, indipendentemente dalla tipologia di pompa utilizzata e dalla sua dislocazione sulla macchina agricola.
Ogni componente è stato studiato appositamente per questo utilizzo così da ottenere un accessorio affidabile e performante, garanzia di una perfetta miscelazione dei composti chimici, di un accurato lavaggio senza residui e di un'elevata velocità di trasferimento del prodotto miscelato.

NIAGARA is a mixer for crop sprayers and has been designed to gain the maximum level of versatility and adaptability on all machine types, regardless of the type of pump used and of its position on the farming machine.
Every part has been conceived for this use in order to have a reliable and performing accessory which ensures a perfect mixing of the chemical compounds, a thorough cleaning of all residues and a high transfer speed of the mixed product.

NIAGARA es un pre-mezclador (mixer) para máquinas para tratamiento con barras, para obtener la máxima versatilidad y adaptabilidad en todos los tipos de máquinas, independientemente del tipo de bomba utilizada y de su posición en la máquina agrícola.
Cada componente ha sido estudiado específicamente para este uso, para obtener un accesorio confiable y eficiente, dando garantía de un perfecto mezclado de los compuestos químicos, un cuidadoso lavado sin residuos y una elevada velocidad de transferencia del producto mezclado.

Julius Kühn-Institut
Federal Research Centre for Cultivated Plants

ENTAM

lt 20 / 5 gal

lt 30 / 8 gal

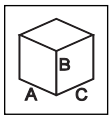

COD. CODE CÓD.	Tipo Type Tipo	A (mm)	B (mm)	C (mm)	
5033201	20 l / 5 gal	487	612	462	8 kg
5033301	30 l / 8 gal	575	618	542	10 kg

Kit di aspirazione per prelevare i prodotti chimici direttamente dal contenitore

Suction kit to extract the chemicals directly from the tank

Kit de aspiración para extraer los productos químicos directamente del contenedor

COD. CODE CÓD.	Lungh. Lenght Long. (m)
5033000	1.5

Per - For - Para
COD. 5033201 - 5033301

Cleveland Alliances Ltd
Arag UK

MIXER ECOLOGICO
ECOLOGICAL MIXER
MIXER ECOLOGICO

NIAGARA

- Sistema di aspirazione Venturi integrato nella valvola di scarico, per un ingombro ridotto.
- Profilo e superficie della cisterna ottimizzati per facilitare il risciacquo ed evitare ristagni dei prodotti chimici.
- Fornito con 3 differenti ugelli venturi per adattarlo ad ogni tipologia di pompa.
- Sonda di aspirazione per prelevare i prodotti chimici direttamente dal contenitore (da ordinare separatamente).
- Ugello speciale per miscelazione, adatto anche a prodotti granulari o in polvere.
- Getto rotante per il lavaggio dei contenitori dei prodotti chimici.
- Telaio portante in acciaio con trattamento di cataforesi.
- Maniglia di sollevamento integrata.
- Coperchio Ø 455 mm (mod. 30 lt.), Ø 355 mm (mod. 20 lt.), per facilitare l'immissione di prodotti chimici.
- Serbatoio in polietilene.

- Venturi suction system integrated with drain valve, for reduced overall dimensions.
- Tank profile and surface optimized to facilitate rinsing and avoid chemical product stagnation.
- Supplied with 3 different Venturi nozzles to adapt it to every type of pump.
- Suction probe to collect chemical products directly from the container (to be ordered separately).
- Mixing special nozzle, suitable also for granular or powder products.
- Rotating nozzle for chemicals tank cleaning.
- Steel bearing frame with cataphoresis treatment.
- Integrated lifting handle.
- Ø 455 mm lid (in mod. 30 l), Ø 355 mm lid (in mod. 20 l) to facilitate chemical product inlet.
- Polyethylene tank

- Sistema de aspiración Venturi integrado en la válvula de descarga, para ocupar menos espacio.
- Perfil y superficie de la cisterna optimizados para facilitar el enjuague y evitar estancamientos de los productos químicos.
- Suministrado con 3 diferentes boquillas para adaptarlo a todo tipo de bomba.
- Sonda de aspiración para extraer los productos químicos directamente del contenedor (para pedir por separado).
- Boquilla especial para mezclado, adecuada también para productos granulados o en polvo.
- Boquilla rotativa para el enjangue de los contenedores de productos químicos.
- Bastidor portante de acero con tratamiento de cataforesis.
- Manija para levantar integrada.
- Tapa de Ø 455 mm (mod. 30 l), Ø 355 mm (mod. 20 l) para facilitar la introducción de productos químicos.
- Tanque de polietileno



Raccordi di completamento con attacco a forchetta nel capitolo: FITTINGS
End fittings with fork coupling in chapter: FITTINGS
Racores de terminación con conexión de horquilla en el capítulo: FITTINGS

Dati tecnici

lt 20 / 5 gal — lt 30 / 8 gal — Per - For - Para cod. 5033201 - 5033301

Ugello 5 mm - 5 mm nozzle - Boquilla 5 mm			
Pressione Pressure Pression		Portata Ugello Nozzle flow Caudal boquilla	Svuotamento Eduction Carga
bar	PSI	(l/min)	(l/sec)
2	29	23	2,2
3	44	29	2,7
4	58	33	3,4
5	73	37	4,0
6	87	42	4,7
7	102	45	5,2
8	116	50	5,5

Technical data

lt 20 / 5 gal — lt 30 / 8 gal — Per - For - Para cod. 5033201 - 5033301

Ugello 8 mm - 8 mm nozzle - Boquilla 8 mm			
Pressione Pressure Pression		Portata Ugello Nozzle flow Caudal boquilla	Svuotamento Eduction Carga
bar	PSI	(l/min)	(l/sec)
2	29	60	2,0
3	44	74	2,6
4	58	85	3,3
5	73	95	4,1
6	87	100	4,8
7	102	110	5,3
8	116	120	5,8

Datos tecnicos

lt 30 / 8 gal — Per - For - Para cod. 5033301

Ugello 11 mm - 11 mm nozzle - Boquilla 11 mm			
Pressione Pressure Pression		Portata Ugello Nozzle flow Caudal boquilla	Svuotamento Eduction Carga
bar	PSI	(l/min)	(l/sec)
2	29	125	2,5
3	44	150	2,8
4	58	170	3,2
5	73	182	3,6
6	87	195	4,0
7	102	212	4,3

Cleveland Washdown Products Ltd

Sistema di caricamento con attacco a forchetta T6 con valvola a sfera di intercettazione

Filling system with T6 fork coupling with shut-off ball valve

Sistema de carga con racor de horquilla T6 con válvula de bola de interceptación

T6 fork coupling

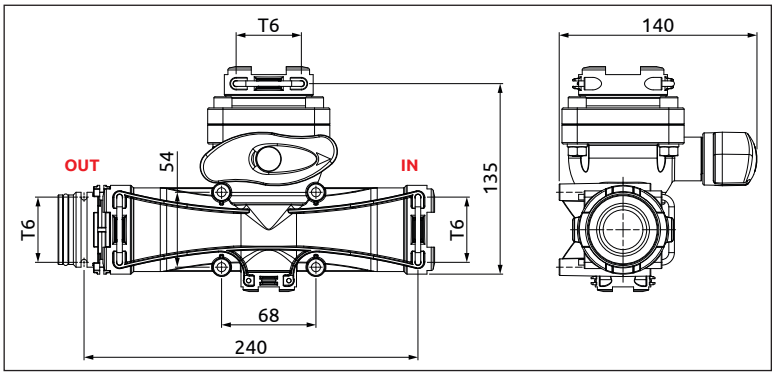

COD. CODE CÓD.	Colore ugello Nozzle colour Color boquilla	Ø ugello Nozzle Ø Ø boquilla (mm)
453M01.004		5
453M01.001		8
453M01.002		11

Raccordi di completamento con attacco a forchetta nel capitolo: FITTINGS
End fittings with fork coupling in chapter: FITTINGS
Racores de terminación con conexión de horquilla en el capítulo: FITTINGS

Dati tecnici e portate degli ugelli a pag. L-14
Technical data and nozzles flows at page L-14
Datos tecnicos y caudales de las boquillas à la pag. L-14

Sistema di caricamento con attacco a forchetta T6 senza valvola di intercettazione

Filling system with T6 fork coupling without shut-off valve

Sistema de carga con racor de horquilla T6 sin válvula de interceptación

T6 fork coupling

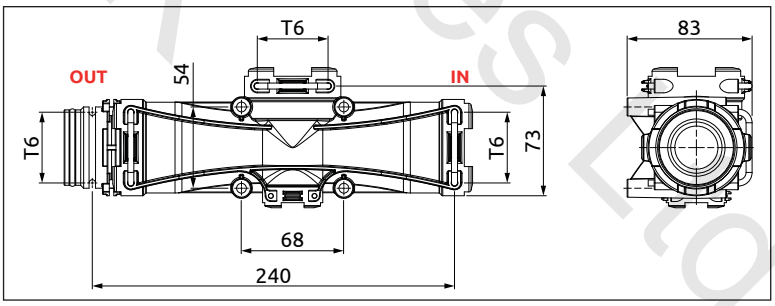

COD. CODE CÓD.	Colore ugello Nozzle colour Color boquilla	Ø ugello Nozzle Ø Ø boquilla (mm)
5033001.004		5
5033001.001		8
5033001.002		11

Raccordi di completamento con attacco a forchetta nel capitolo: FITTINGS
End fittings with fork coupling in chapter: FITTINGS
Racores de terminación con conexión de horquilla en el capítulo: FITTINGS

Dati tecnici e portate degli ugelli a pag. L-14
Technical data and nozzles flows at page L-14
Datos tecnicos y caudales de las boquillas à la pag. L-14

Copeland Alliances Ltd
Arag UK

MIXER ECOLOGICO - ACCESSORI
ECOLOGICAL MIXER - ACCESSORIES
MIXER ECOLOGICO - ACCESORIOS

Gruppo servizi a 3 vie
- Struttura in PA 6 rinforzato con fibra di vetro.
- Attacchi a forchetta T5 Maschio/Femmina.
- Uscita valvole con innesti rapidi per tubo D=10mm.
- Particolari interni in acciaio Inox AISI 303. Guarnizioni in Viton®.
- Maniglie del gruppo colorate per le differenti operazioni.

3-way service unit
- Structure in fiber glass reinforced PA 6.
- Male/Female T5 fork couplings.
- Valve output with quick-couplings for pipe D=10mm (3/8").
- Internal parts in AISI 303 stainless steel. Seals in Viton®.
- Colored unit handles for different operations.

Grupo servicios de 3 vías
- Estructura de PA 6 refor-zada con fibra de vidrio.
- Racores de horquilla T5 Macho/Hembra.
- Salida válvulas con acopl. rápidos para tubo D=10mm.
- Componentes internos de acero Inox AISI 303. Juntas de Viton®.
- Manijas del grupo de varios colores para las diferentes operaciones.

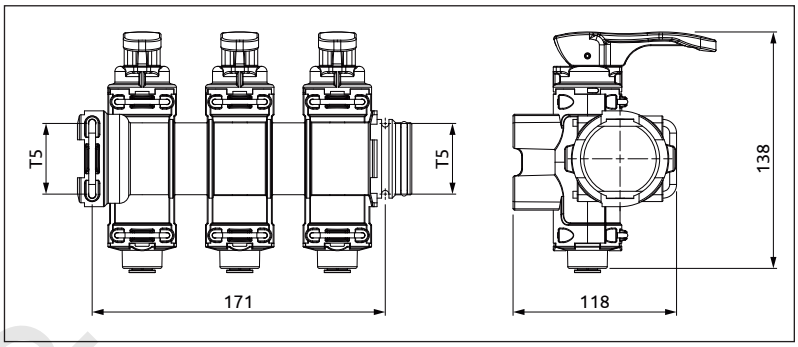

COD.
CODE
CÓD.
463TM5301

T5 fork coupling

Raccordi di completamento con attacco a forchetta nel capitolo: FITTINGS
End fittings with fork coupling in chapter: FITTINGS
Racores de terminación con conexión de horquilla en el capítulo: FITTINGS

Bocchettone di scarico
- Studiato per il kit di aspirazione cod. 5033000.
- Attacco a forchetta T6

Drain outlet
- Designed for suction kit code 5033000.
- T6 fork coupling.

Boca de descarga
- Estudiada para el kit de aspiración cód. 5033000.
- Racor de horquilla T6.

T6 fork coupling

COD.
CODE
CÓD.
5033301.500

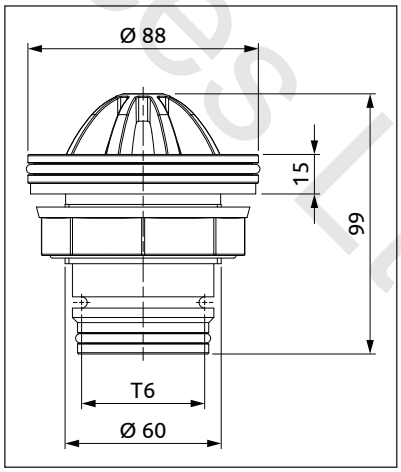

Cleveland Alliances Ltd
Aragon UK

TRACCIAFILE
FOAM MARKER
MARCADOR DE ESPUMA

- **Serbatoio di nuova concezione realizzato in polietilene ad alta resistenza**
- **Cestello di contenimento rinforzato**
- **Nuova piastra di fissaggio del gruppo compressore**
- **Nuovi diffusori verticali e orizzontali**
- Può essere montato su tutte le macchine da diserbo e da semina
- Elimina il rischio di sovradosaggio o di assenza di trattamento su strisce di coltura
- Diffusore ad alta produzione di schiuma a corpo unico, realizzato in EPDM, resistente agli urti accidentali dovuti ad irregolarità del terreno. Disponibile sia verticale che orizzontale.
- Tanica ad alta resistenza alla pressione
- Valvola di sicurezza collocata sul tappo del serbatoio pretarata a 1 bar
- Lunghezza tubazioni 33 m
- Alimentazione 12 Vdc 9A

- **New polyethylene highly resistant tank**
- **Reinforced basket**
- **New compressor assembly fastening plate**
- **New vertical and horizontal diffusers**
- Suitable for all crop spraying and sowing machines.
- No more risks of overspraying or missing some crop areas.
- High foam single body production diffuser in EPDM and shock resistant in case of ground unevenness. Available both in vertical and horizontal version.
- High pressure resistant tank.
- Tank cap safety valve preset to 1 bar.
- Line length: 33 m
- 12 Vdc 9 A power supply

- **Depósito de nueva concepción, realizado en polietileno de alta resistencia**
- **Cesta de contención reforzada**
- **Nueva placa de fijación del grupo compresor**
- **Nuevos difusores verticales y horizontales**
- Se puede montar en todas las máquinas de pulverización y siembra
- Elimina el riesgo de dosaje excesivo o ausencia de tratamiento en franjas de cultivos
- Difusor con alta producción de espuma en cuerpo único, realizado en EPDM, resistente a los impactos accidentales debido a las irregularidades del terreno. Disponible vertical y horizontal.
- Tanque de alta resistencia a la presión
- Válvula de seguridad colocada en el tapón del depósito, pre-calibrada en 1 bar
- Longitud tubos 33 m
- Alimentación 12 Vdc 9A

COD. CODE CÓD.	Comando Control unit Mando	Diffusore Nozzle Difusor	⚡
520005	Con scatola di comando **inclusa** Control box **included** Con caja de mando **incluida**		12 Vdc 9A
520005C	Per computer e scatole di comando serie 4669 Para ordenadores y cajas de mando serie 4669 For computers and control boxes series 4669		
5200052	Con scatola di comando **inclusa** Control box **included** Con caja de mando **incluida**		
5200052C	Per computer e scatole di comando serie 4669 Para ordenadores y cajas de mando serie 4669 For computers and control boxes series 4669		

COD. CODE CÓD.	
520005.500	Kit fissaggio tanica Tank mounting kit Kit fijación bidón

Da ordinare a parte
To be order separately
Se debe pedir por separado

Kit per il collegamento di un tracciafile standard (cod. 520005/5200052) ad un computer Bravo 300S, Bravo 180S o a una scatola di comando serie 4669.

Kit for connecting a standard foam marker (cod. 520005/5200052) to the Bravo 300S and Bravo 180S computers or to a control box series 4669.

Kit para conectar un marcador de espuma standard (cod. 520005/5200052) a un computador Bravo 300S o Bravo 180S o a una caja de mando serie 4669.

COD. CODE CÓD.	⚡
520005C.100	12 Vdc

Schiumogeno concentrato
Il prodotto schiumogeno inerte, di nuova formulazione, garantisce un miglior rendimento, una più lunga permanenza sul terreno e maggior visibilità in condizioni di semioscurità.

Concentrated foam
The new-formula inert foaming product improves efficiency, lasts longer on the ground and offers greater visibility even in semi-dark conditions.

Espumógeno concentrado
El producto espumógeno es inerte de nueva fórmula, garantiza un mejor rendimiento, una permanencia más larga en el terreno y mayor visibilidad en condiciones de semioscuridad.

COD. CODE CÓD.	Contenuto Contents Contenido	Confezioni Packaging Embalajes
520050	5 lt / 1.32 US gall.	Tanica / Jerry-can / Lata
520035	25 lt / 6.6 US gall.	Tanica / Jerry-can / Lata
520033	200 kg / 441 lb	Barile / Barrel / Barril

Cleveland Alliances Drag UK Ltd

FLANGE PER ATOMIZZATORI E VALVOLA A SARACINESCA
SPRAYER FLANGES AND GATE VALVE
BRIDAS PARA ATOMIZADORES Y VALVULA DE COMPUERTA

Flange per atomizzatori in Nylon® con guarnizione

Questi kit costituiti da due flange e da una guarnizione servono per bloccare il tubo per il passaggio del cardano alla cisterna. Sono standard per tutti i costruttori di cisterne.

Nylon® sprayer flanges with gasket

These kits, consisting of two flanges and one gasket, are designed to lock the hose to put the cardan through the tank. They are standardised for all tank manufacturers.

Bridas para atomizadores de Nylon® con junta

Estos kits están formados por dos bridas y una junta. Sirven para sujetar el tubo para el paso del cardán a la cisterna. Son estándar para todos los constructores de cisternas.

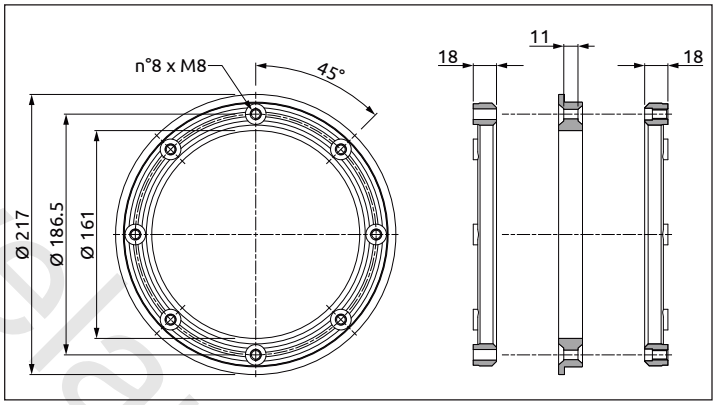

COD. CODE CÓD.
006020

Flange per atomizzatori in ottone con guarnizione

Brass sprayer flanges with gasket

Bridas para atomizadores de latón con junta

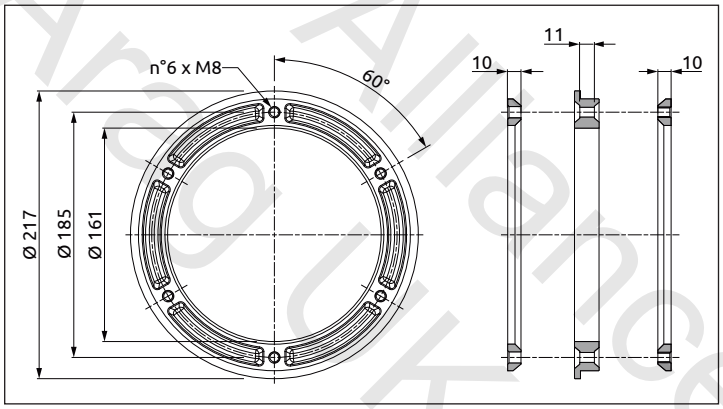

COD. CODE CÓD.
006010

Valvola a saracinesca

Gate valve

Válvula de compuerta

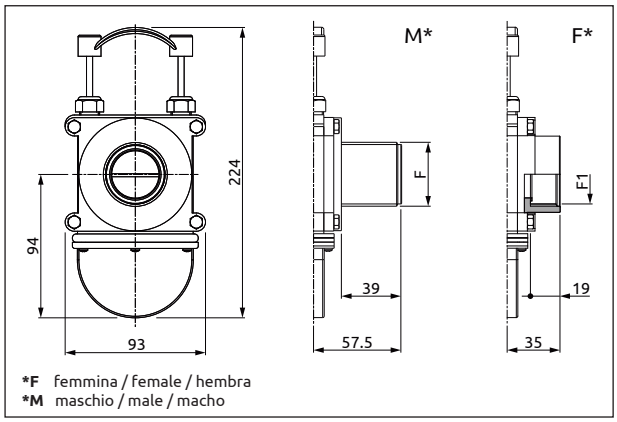

COD. CODE CÓD.	F / F1 (BSP)	Tipo Type Tipo (*)
450015	G 1 1/4"	M/M
450016	G 1 1/2"	
450017	G 2"	
450025	G 1 1/4"	M/F
450026	G 1 1/2"	
450027	G 2"	
450035	G 1 1/4"	F/F
450036	G 1 1/2"	
450037	G 2"	

Cleveland Alliances Ltd
Argo UK

DEVIATORE A 3 VIE
3 WAYS BY-PASS
DESVIADOR DE 3 VIAS

Deviatore a 3 vie
- Corpo in polipropilene
- Leveraggio in acciaio inox
- Guarnizioni in Viton®
- Pressione di lavoro 2 bar

3-way by-pass
- Polypropylene body
- Stainless steel levers
- Gaskets made of Viton®
- Operating pressure 2 bar (30 psi)

Desviador de 3 vías
- Cuerpo de polipropileno
- Palancas de acero inox
- Juntas de Viton®
- Pression de trabajo 2 bar

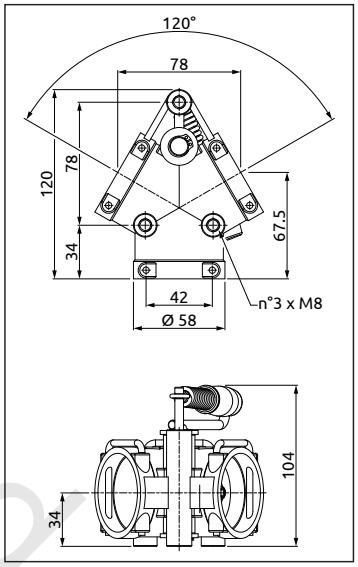

COD. CODE CÓD.
452200

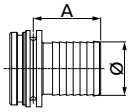

COD. CODE CÓD.	Ø (mm)	A (mm)	
460025	25	45	10
460030	30	45	10
460035	35	45	10
460040	40	45	10

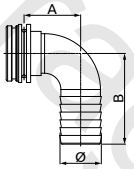

COD. CODE CÓD.	Ø (mm)	A (mm)	B (mm)	
460135	35	49	78	10
460140	40	49	84	10

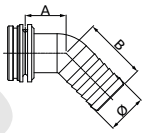

COD. CODE CÓD.	Ø (mm)	A (mm)	B (mm)	
460430	30	36	55	10
460435	35	36	55	10
460440	40	36	60	10

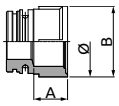

COD. CODE CÓD.	Ø (BSP)	A (mm)	B (mm)	
460250	G 1 1/4"	27	56	10
460260	G 1 1/2"	27	62	10

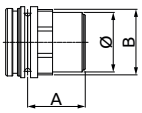

COD. CODE CÓD.	Ø (BSP)	A (mm)	B (mm)	
460350	G 1 1/4"	41	46	10
460360	G 1 1/2"	44	50	10

COD. CODE CÓD.	
460300	10

COD. CODE CÓD.	
460000.210	50

Clearand Alliances Ltd
Area UK

VALVOLE DI NON RITORNO
CHECK VALVES
VÁLVULAS ANTIRRETORNO

Valvole di non ritorno
- Corpo in Nylon® rinforzato con fibra di vetro
- Otturatore in resina acetalica
- Molla in acciaio INOX
- Guarnizioni in EPDM
- Pressione minima di apertura di 0.02 bar

Check valves
- Glass fiber reinforced Nylon® body
- Acetalyc resin plug
- Stainless steel spring
- EPDM seals
- Minimum opening pressure 0.02 bar

Válvulas antirretorno
- Cuerpo de Nylon® reforzado con fibra de vidrio
- Obturador de resina acetálica
- Muelle de acero INOX
- Juntas de EPDM
- Presión mínima de apertura de 0,02 bar

Valvola di non ritorno con attacco a forchetta maschio/maschio

Check valve with male/male fork coupling

Válvula antirretorno con conexión de horquilla macho/macho

T3 fork coupling
T4 fork coupling
T5 fork coupling
T6 fork coupling
T7 fork coupling
T9 fork coupling

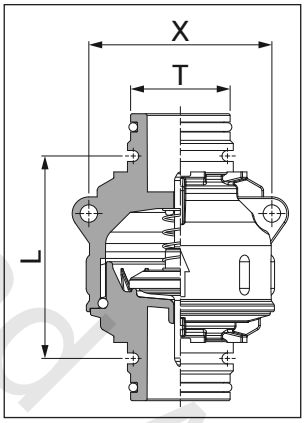

COD. CODE CÓD.	T	L (mm)	X (mm)	MAX (bar)
504201B	T3	61	55	20
504201C	T4	59	55	20
504201D	T5	69	77	15
504201E	T6	72	77	12
504201F	T7	81	87	8
504201H	T9	101	126	5

NYLON®

Raccordi di completamento con attacco a forchetta nel capitolo: FITTINGS
End fittings with fork coupling in chapter: FITTINGS
Racores de terminación con conexión de horquilla en el capítulo: FITTINGS

Valvola di non ritorno con attacco superiore maschio a forchetta e inferiore filettato femmina

Check valve with fork male upper coupling and female threaded lower coupling

Válvulas antirretorno con conexión superior macho de horquilla e inferior hembra de rosca

T7 fork coupling

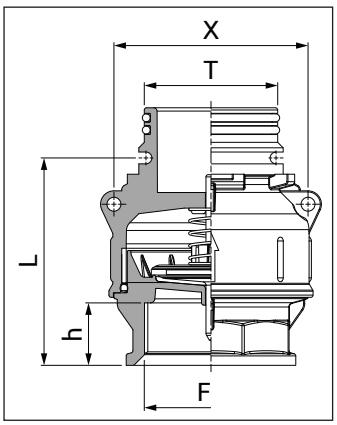

COD. CODE CÓD.	F	T	h (mm)	L (mm)	X (mm)	MAX (bar)
5042007F	G 2"	T7	28	93	87	8

NYLON®

Raccordi di completamento con attacco a forchetta nel capitolo: FITTINGS
End fittings with fork coupling in chapter: FITTINGS
Racores de terminación con conexión de horquilla en el capítulo: FITTINGS

Cleveland Alliances Ltd
Arag UK

VALVOLA DI NON RITORNO
FOOT VALVE
VALVULA DE FONDO

Valvola di non ritorno con attacchi filettati maschio

Check valve with male threaded couplings

Válvula antirretorno con casquillos roscados macho

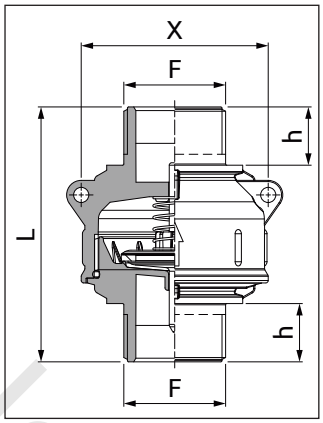

COD. CODE CÓD.	F	h (mm)	L (mm)	X (mm)	MAX (bar)
5042015	G 1 1/4"	24	105	77	15
5042016	G 1 1/2"	24	111	77	12
5042017	G 2"	27	126	87	8
5042019	G 3"	35	153	126	5

NYLON®

Valvola di non ritorno con attacchi filettati maschio/femmina

Check valve with male/female threaded couplings

Válvula antirretorno con casquillos roscados macho/hembra

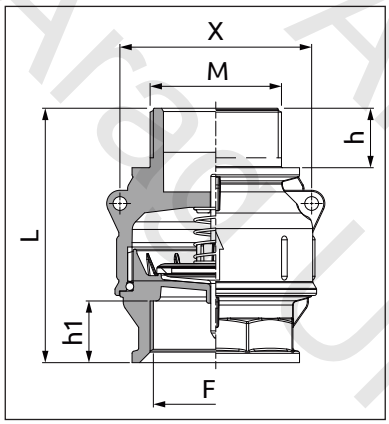

COD. CODE CÓD.	M	F	h (mm)	h1 (mm)	L (mm)	X (mm)	MAX (bar)
5042007	G 2"	G 2"	27	28	116	87	8

NYLON®

Diagramma perdite di carico

Pressure drop chart

Diagrama de perdida de caudal

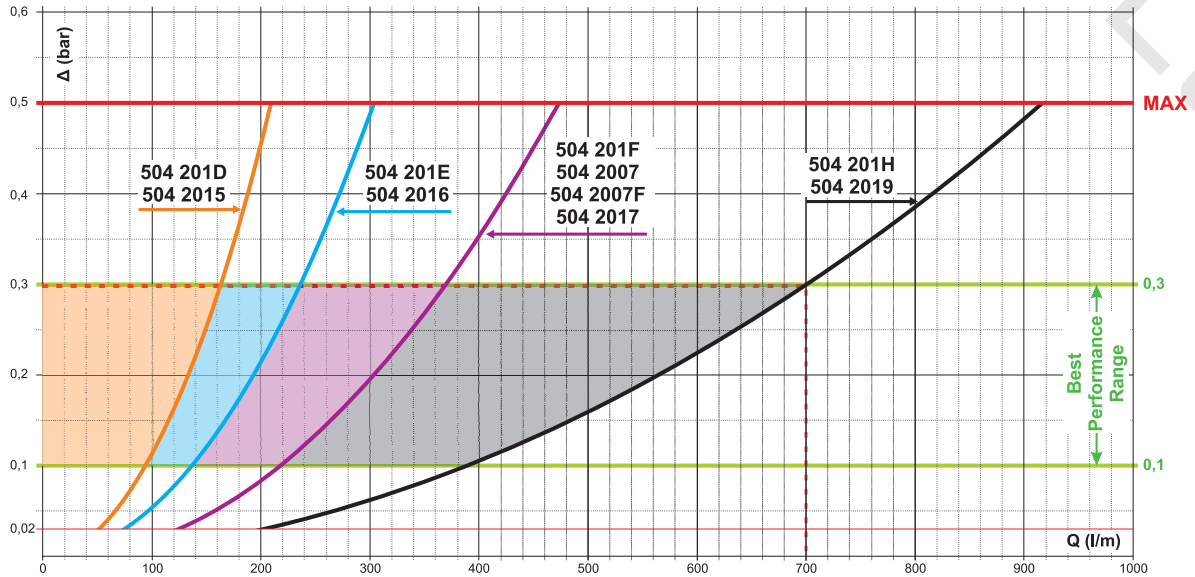

Leveland Alliances Ltd
Argos UK

GETTI LAVA CONTENITORI E LAVA SERBATOI
CONTAINER AND TANK RINSING JETS
SURTIDORES LAVA CONTENEDORES Y LAVA CISTERNAS

Getto lava contenitori

- Pulisce i contenitori vuoti (bottiglie - taniche) prima dello smaltimento
- Riduce lo spreco di prodotto
- Con filtro a rete per evitare bloccaggi causati da sporcizia
- Testina rotante azionata dal fluido
- Valvola di sovrapressione (si apre solo premendo il contenitore)

Container rinsing jet

- Cleans empty containers (bottles-tanks) before disposal
- Reduces product wastage
- With net filter to avoid accidental blockage due to dirty
- Fluid-driven rotating cap
- Pressure relief valve (it opens only when opening vessel)

Get lava contenedores

- Limpia los contenedores vacíos (botellas - tanques)
- Reduce el desperdicio de producto
- Con filtro a malla para evitar el bloqueo causado porsuciedad
- Cabezal rotativo accionado por el fluido
- Válvula de sobrepresión (se abre solo presionando el contenedor)

COD. CODE CÓD.
510111

COD. CODE CÓD.
510101

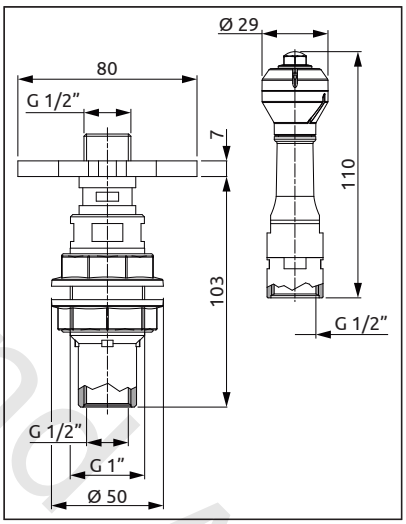

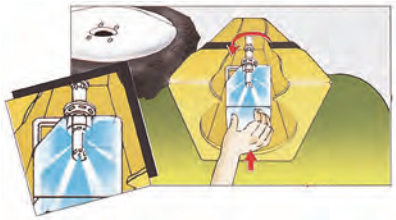

bar	1.5	2	2.5	3	4	5
PSI	22	29	36	44	58	73
l/min	18	20	22	24	28	31
US GPM	4.8	5.3	5.8	6.3	7.4	8.2

Getto lava serbatoi

- Testina rotante azionata dal fluido
- Lavaggio effettivo a 360° della superficie interna del serbatoio
- Diametro di gittata utile 3 m

Tank rinsing jet

- Fluid-driven rotating cap
- 360° rinsing of tank interior
- 3 m (100") dia. rinse performance

Surtidor lava cisternas

- Cabezal rotativo accionado por el fluido
- Lavado efectivo a 360° de la superficie interna del depósito
- Diametro de lavado efectivo 3 m

COD. CODE CÓD.
510121

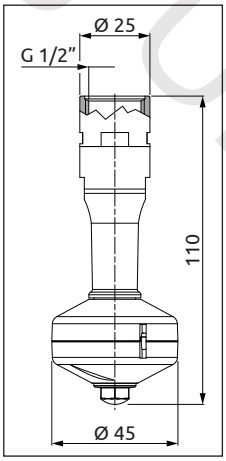

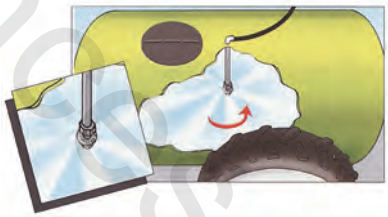

bar	1.5	2	2.5	3	4	5
PSI	22	29	36	44	58	73
l/min	30	35	39	42	48	54
US GPM	8	9.3	10.3	11	12.6	14.2

Filtro e porta filtro di ricambio

COD. CODE CÓD.
510111.060

COD. CODE CÓD.
510110.070

Spare filter and filter holder

Filtro y puerta filtro de repuesto

Cleveland Alliance Area UK Ltd

Idroeiettore antinquinamento con attacco rapido

Può essere utilizzato, in particolare, come efficace agitatore, inserendo l'apposito tappo a corredo.

Anti-pollution ejector with fast coupling

Particularly useful as an efficient agitator by inserting the special plug.

Hidrocargador anticontaminante con enlace rápido

Puede utilizarse como eficaz agitador, montando el tapon suministrado consuntamente.

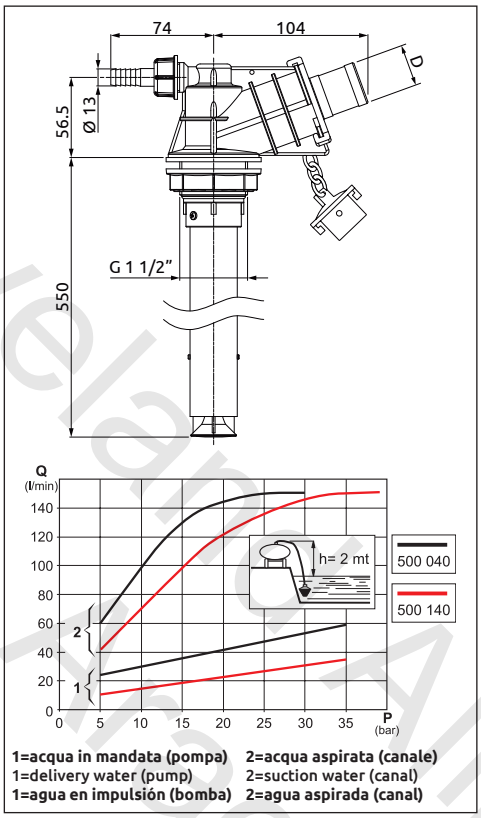

COD. CODE CÓD.	Ø ugello Nozzle Ø Ø boquilla (mm)	D (mm)	MAX (bar)	MAX (PSI)
500030	5	30	10 ÷ 30	145 ÷ 435
500035	5	35	10 ÷ 30	145 ÷ 435
500038	5	38	10 ÷ 30	145 ÷ 435
500040	5	40	10 ÷ 30	145 ÷ 435
500130	3	30	15 ÷ 40	218 ÷ 580
500135	3	35	15 ÷ 40	218 ÷ 580
500138	3	38	15 ÷ 40	218 ÷ 580
500140	3	40	15 ÷ 40	218 ÷ 580

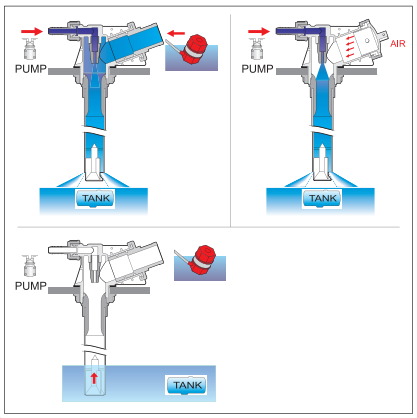

Idroeiettore antinquinamento con attacco filettato

Può essere utilizzato, in particolare, come efficace agitatore, inserendo l'apposito tappo a corredo.

Anti-pollution ejector with threaded coupling

Particularly useful as an efficient agitator by inserting the special plug.

Hidrocargador anticontaminante con enlace roscado

Puede utilizarse como eficaz agitador, montando el tapon suministrado consuntamente.

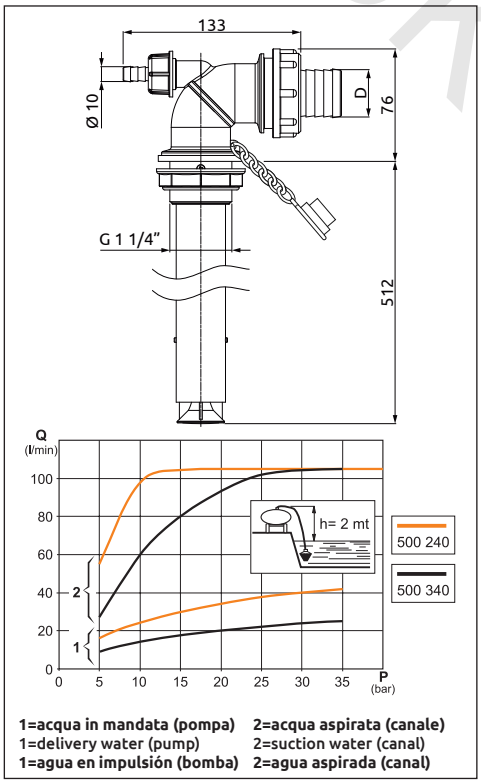

COD. CODE CÓD.	Ø ugello Nozzle Ø Ø boquilla (mm)	D (mm)	MAX (bar)	MAX (PSI)
500232	5	32	10 ÷ 25	145 ÷ 363
500240	5	40	10 ÷ 25	145 ÷ 363
500332	3.2	32	15 ÷ 40	218 ÷ 580
500340	3.2	40	15 ÷ 40	218 ÷ 580

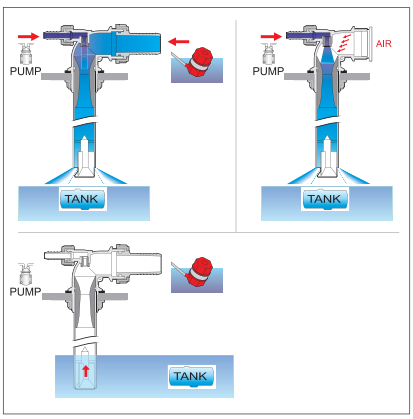

Alliance Trade UK Ltd

IDROEIETTORI - MISCELATORI
EJECTORS - MIXERS
HIDROCARGADORES - MEZCLADORES

Eiettore con filtro per riempimento cisterna con attacco filettato

- Filtro in acciaio inox
- Corpo in polipropilene
- Attacco filettato G 1 1/4”

Tank filling ejector with filter and threaded coupling

- Stainless steel filter
- Polypropylene body
- 1 1/4” BSP threaded coupling

Hidrocargador con filtro con conexión roscada

- Filtro de acero inox
- Cuerpo de polipropileno
- Acoplamiento roscado G 1 1/4”

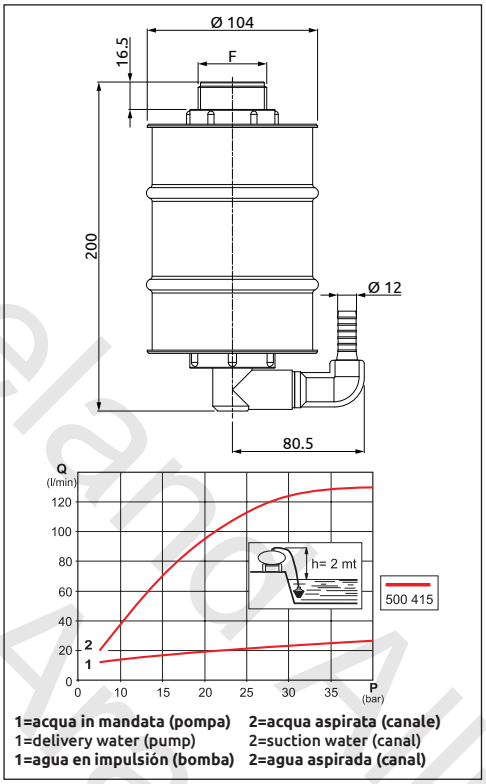

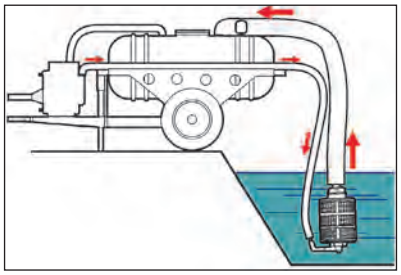

COD. CODE CÓD.	F (BSP)	MAX (bar)	MAX (PSI)
500415	G 1 1/4"	10 ÷ 40	145 ÷ 580

Agitatore antisedimento

L’agitatore antisedimento ARAG evita il sedimento delle sostanze sul fondo della cisterna, rimescolandole tramite i getti in pressione degli ugelli. In questo modo le sostanze di trattamento rimangono in sospensione e vengono irrorate correttamente.

- Struttura in PA 6 (Nylon®) rinforzato con fibra vetro
- Guarnizione costampata
- Ugelli interni in ceramica
- Viti in acciaio inox
- Guarnizioni in EPDM
- Diametro di pulizia 1,5m

Tank agitator

ARAG tank agitator mixes the substances on tank bottom by means of the pressurized nozzle jets thus avoiding build-up. In this way, treatment substances remain suspended and are correctly sprayed.

- Body in PA 6 (Nylon®) reinforced with fibreglass
- Co-moulded gasket
- Ceramic inner nozzles
- Stainless steel screws
- EPDM seals
- Cleaning diameter 1.5m (60”)

Agitador antisedimento

El agitador antisedimento ARAG evita el sedimento de las sustancias en el fondo de la cisterna, mezclándolas a través de los chorros en presión de las boquillas. De esta manera las sustancias de tratamiento permanecen en suspensión y se pulverizan correctamente.

- Estructura de PA 6 (Nylon®) reforzado con fibra de vidrio
- Junta co-moldeada
- Boquillas internas de Cerámica
- Tornillos de acero inox
- Juntas de EPDM
- Diametro de limpieza 1,5m

Raccordi di completamento con attacco a forchetta nel capitolo: FITTINGS
End fittings with fork coupling in chapter: FITTINGS
Racores de terminación con conexión de horquilla en el capítulo: FITTINGS

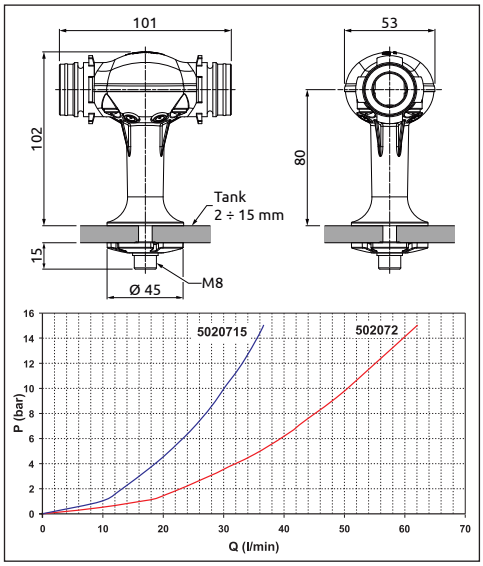

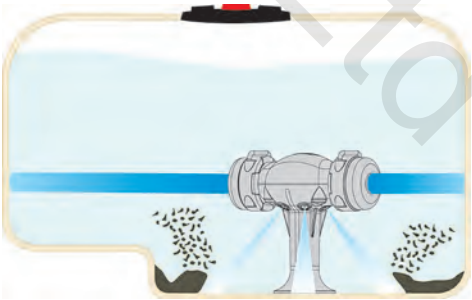

COD. CODE CÓD.	Ø ugello Nozzle Ø Ø boquilla (mm)	T	MAX (bar)	MAX (PSI)
5020715	1.5	T3	5÷15 bar	73÷218
502072	2	T3	5÷15 bar	73÷218

Cleveland Animal Services Ltd
Arag UK

Miscelatore idraulico per polveri | **Hydraulic powder mixer** | **Mezclador hidráulico para polvos**

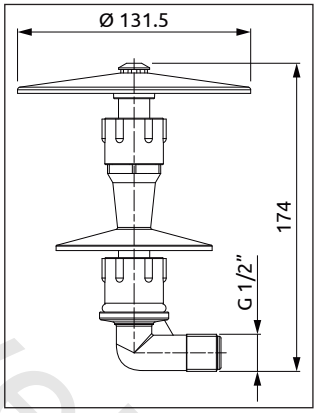

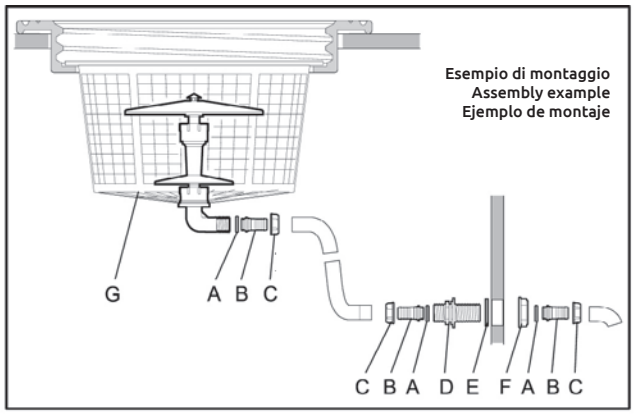

COD. CODE CÓD.
502001

A	B	C	D	E	F	G
G11060	106 211 106 213	200 2020	250 2021	G40002	205 2020	300 120 - 300 122 300 124 - 300 126 300 128 - 300 130 300 132 - 300 134 300 136

Miscelatore idraulico per polveri in acciaio Inox | **Stainless steel hydraulic powder mixer** | **Mezclador hidráulico para polvos de acero inox**

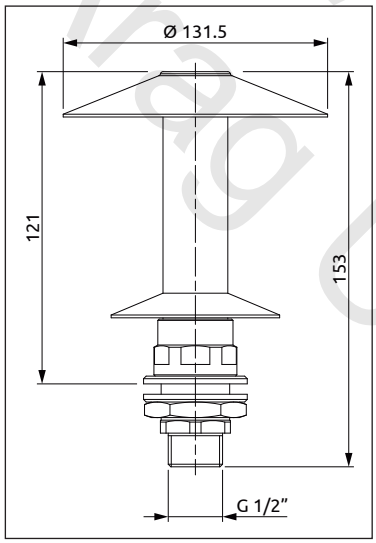

COD. CODE CÓD.
006830

Cleveland Alliances Ltd
Arag UK

AGITATORI IDRAULICI
HYDRAULIC STIRRERS
AGITADORES HIDRAULICOS

Agitatore idraulico "SUPERMIX"
Raggruppa in un solo corpo tre circuiti:
A Pressione
B Ritorno
C Iniezione prodotto, pompa addizionale o miscela con aria

Circuito A: PRESSIONE
Usando la pressione di lavoro, la potenza di miscelazione superiore ai sistemi tradizionali consentendo un passaggio da 300 a 1300 l/min secondo la pompa e l'ugello utilizzati. Il grafico "**A2**" evidenzia i consumi, il grafico"**A1**" i corrispondenti rendimenti con ugelli diametro 1,5 - 2 - 2,5 - 3 mm.

Circuito B: RITORNO
Questo circuito sfrutta il ritorno della pompa durante le operazioni di fine corsa, manovra, riempimento serbatoio, quando tutta la mandata della pompa passa tutta attraverso il circuito. Consigliato nei trattamenti a bassa pressione, medio e basso volume, sistemi pneumatici, diserbo. Il grafico "**B2**" evidenzia la pressione residua nel circuito a diverse portate, il grafico "**B1**" i corrispondenti rendimenti senza ugello o con ugelli diametro 13 - 15 - 17 mm.

- Adattabile alle diverse conformazioni della cisterna
- Doppio circuito Venturi per incrementare il rendimento e ridurre il consumo di acqua
- Attacco filettato G ½ per una semplice installazione sulla cisterna
- Idoneo al funzionamento con basse pressioni (ugelli Ø 5-7-9 mm) o alte pressioni (ugelli Ø 2-3 mm)
- Corpo in Polipropilene

"SUPERMIX" hydraulic agitator
The SUPERMIX body contains three circuits:
A Pressure
B Return
C Product injection, additional pump or air mixing

Circuit A: PRESSURE
By using the working pressure, the mixing power of SUPERMIX is greater than the performance of traditional systems, ensuring a flow rate of 300 to 1300 l/min. depending on the pump and nozzle used. Graph "A2" illustrates consumption, while graph "**A1**" shows the corresponding performance values using nozzles with diameter 1.5 - 2 - 2.5 - 3 mm.

Circuit B: RETURN
This circuit utilises the pump return flow during limit, control and tank filling operations, when all the pump delivery fluid passes through the circuit. Recommended for low-pressure treatments, average and low volumes, pneumatic systems and spraying. Graph "**B2**" illustrates the residual pressure in the circuit at various flow rates, while graph "**B1**" shows the corresponding performance values without a nozzle and using nozzles with diameter 13 - 15 - 17 mm.

- Can be adapted to various tank shapes
- Double Venturi circuit to increase efficiency andreduce water consumption
- Threaded G ½ connector for simple installation on tank
- Suitable for low pressure (nozzles Ø 5-7-9- mm) or high pressure (nozzles Ø 2-3 mm) operation
- Polypropylene body

Agitador hidráulico "SUPERMIX"
Agrupa en un sólo cuerpo tres circuitos:
A Presión
B Retorno
C Inyección producto, bomba adicional o mezcla con aire

Circuito A: PRESION
Con este sistema, que usa la presión de trabajo, se obtiene una potencia de mezcla es muy superior a los sistemas tradicionales, con un paso de 300 a 1300 l/min, en función de la bomba y de la boquilla utilizada. El gráco "**A2**" muestra los consumos, y el gráfico "**A1**" los correspondientes rendimientos con boquillas de diámetro 1.5 - 2 - 2.5 - 3 mm.

Circuito B: RETORNO
Este circuito aprovecha el retorno de la bomba durante las operaciones de fin de carrera, maniobra, llenado de la cisterna, cuando todo el caudal de la bomba pasa a través del circuito. Se aconseja para tratamientos a baja presión, de mediano y bajo volumen, sistemas neumáticos y aplicaciones de herbicidas. El gráfico "**B2**" muestra la presión residual en el circuito con diferentes caudales, y el gráco "**B1**" muestra los rendimientos sin boquilla o con boquillas de diámetro 13 - 15 - 17 mm.

- Adaptable a las diferentes conformaciones dela cisterna
- Doble circuito Venturi para aumentar el rendimiento y reducir el consumo de agua
- Unión roscada G 1/2 para una fácil instalación en la cisterna
- Idóneo para funcionar con bajas presiones (boquillas Ø 5-7-9 mm) o altas presiones (boquillas Ø 2-3 mm).
- Cuerpo de polipropileno

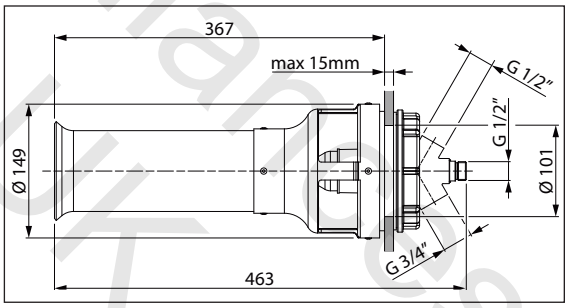

COD. CODE CÓD.
502053

circuito / circuit / circuito **A**

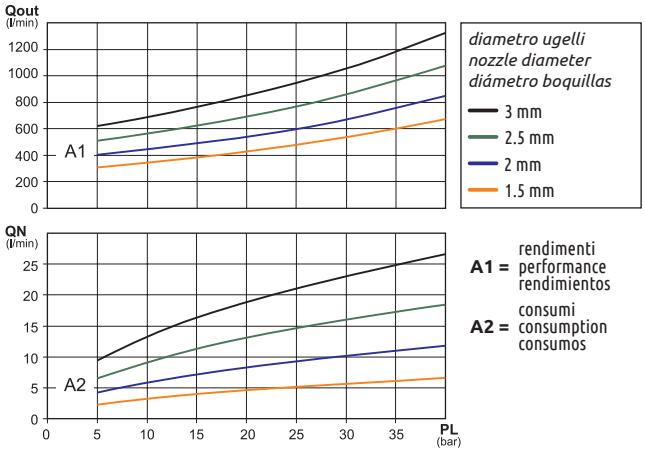

A1 = rendimenti / performance / rendimientos
A2 = consumi / consumption / consumos

PL = pressione di lavoro / working pressure / presión de trabajo
QN = portata ugello / nozzle flow rate / caudal boquilla
Qout = portata in uscita / outlet flow rate / caudal en salida

circuito / circuit / circuito **B**

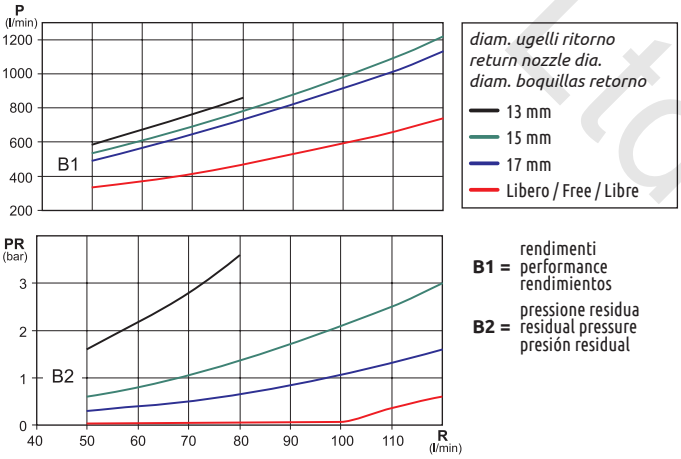

B1 = rendimenti / performance / rendimientos
B2 = pressione residua / residual pressure / presión residual

R = ritorno / return / retorno
PR = pressione di ritorno / return pressure / presión de retorno
P = rendimento / performance / rendimiento

Helena Alliances Ltd
Arad UK

Agitatore idraulico orientabile ispezionabile

Checkable swivel hydraulic agitator

Agitador hidráulico orientable inspeccionable

COD. CODE CÓD.	Ugello Nozzle Boquilla
502062	2 mm (0.08") CERAMIC
502063	3 mm (0.12") CERAMIC
502065	5 mm (0.20") CERAMIC
502067	7 mm (0.27") INOX / S.S.
502069	9 mm (0.35") POLYPROP.

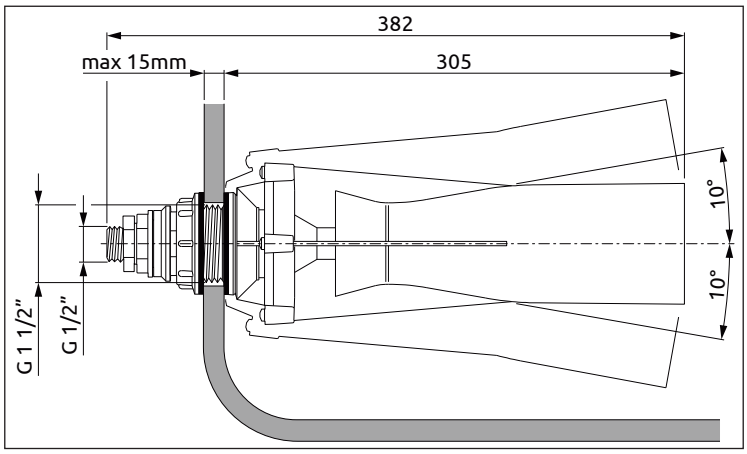

Agitatore idraulico ispezionabile

Checkable hydraulic agitator

Agitador hidráulico inspeccionable

COD. CODE CÓD.	Ugello Nozzle Boquilla
502162	2 mm (0.08") CERAMIC
502163	3 mm (0.12") CERAMIC
502165	5 mm (0.20") CERAMIC
502167	7 mm (0.27) INOX / S.S.
502169	9 mm (0.35") POLYPROP.

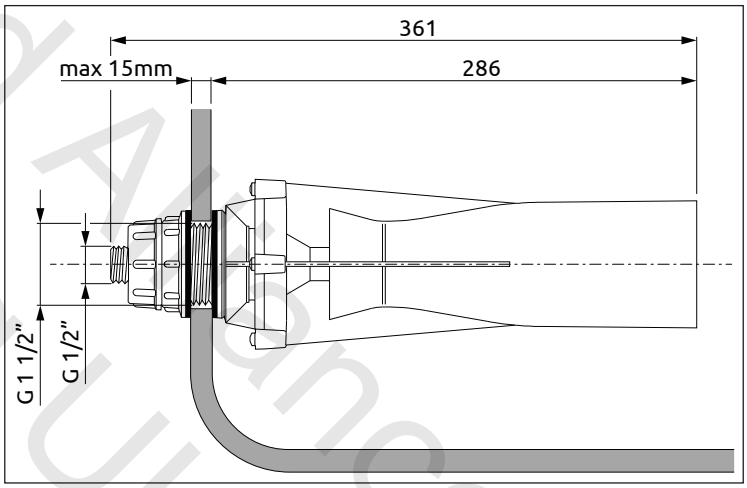

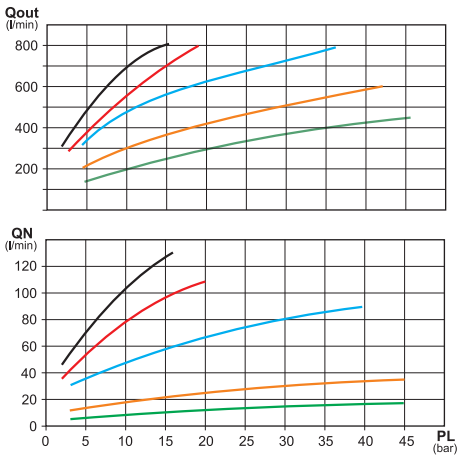

diametro ugelli
nozzle diameter
diámetro boquillas

- 2 mm
- 3 mm
- 5 mm
- 7 mm
- 9 mm

PL = pressione di lavoro / working pressure / presión de trabajo

QN = portata ugello / nozzle flow rate / caudal boquilla

Qout = portata in uscita / outlet flow rate / caudal en salida

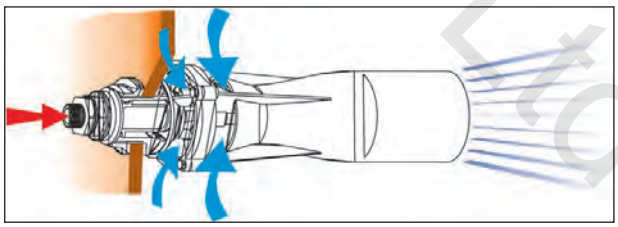

Cleveland Alliances Ltd
Kragg UK

AGITATORI IDRAULICI
HYDRAULIC STIRRERS
AGITADORES HIDRAULICOS

Agitatore idraulico ispezionabile

Hydraulic agitator with inspection hole

Agitador hidráulico inspeccionable

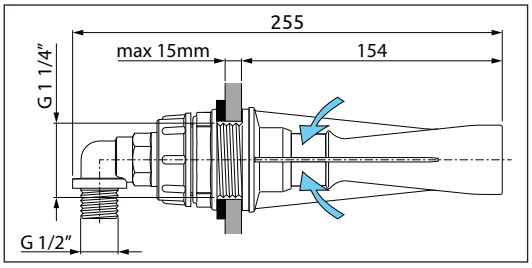

COD. CODE CÓD.	Ugello Nozzle Boquilla
50220312	1.2 mm (0.05") CERAMIC
50220315	1.5 mm (0.06") CERAMIC
5022032	2 mm (0.08") CERAMIC
5022033	3 mm (0.12") CERAMIC
5022035	5 mm (0.20") CERAMIC

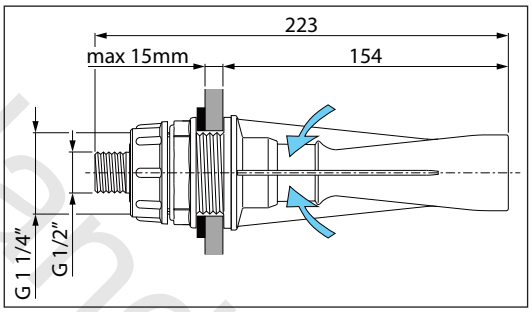

COD. CODE CÓD.	Ugello Nozzle Boquilla
50220412	1.2 mm (0.05") CERAMIC
50220415	1.5 mm (0.06") CERAMIC
5022042	2 mm (0.08") CERAMIC
5022043	3 mm (0.12") CERAMIC
5022045	5 mm (0.20") CERAMIC

Agitatore idraulico antischiuma

Anti-foam hydraulic agitator

Anti-espuma agitador hidráulico

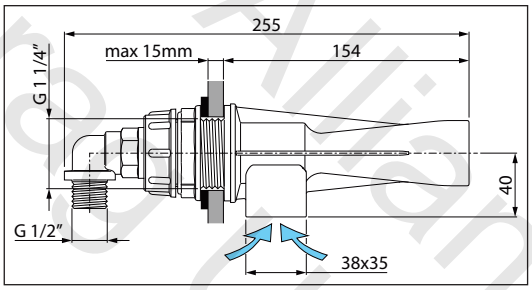

COD. CODE CÓD.	Ugello Nozzle Boquilla
50221312	1.2 mm (0.05") CERAMIC
50221315	1.5 mm (0.06") CERAMIC
5022132	2 mm (0.08") CERAMIC
5022133	3 mm (0.12") CERAMIC
5022135	5 mm (0.20") CERAMIC

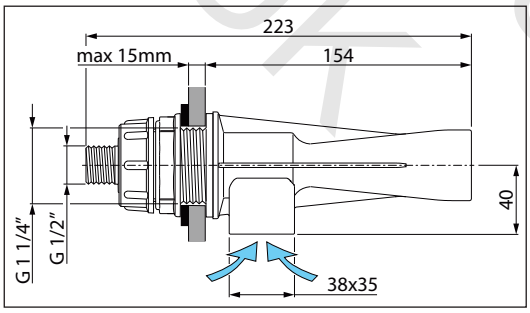

COD. CODE CÓD.	Ugello Nozzle Boquilla
50221412	1.2 mm (0.05") CERAMIC
50221415	1.5 mm (0.06") CERAMIC
5022142	2 mm (0.08") CERAMIC
5022143	3 mm (0.12") CERAMIC
5022145	5 mm (0.20") CERAMIC

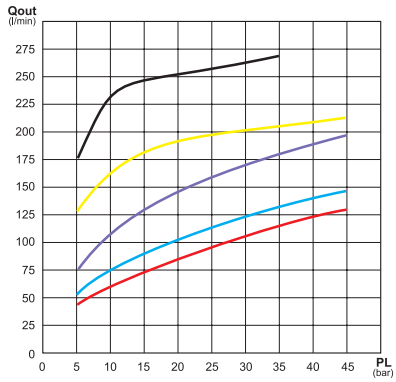

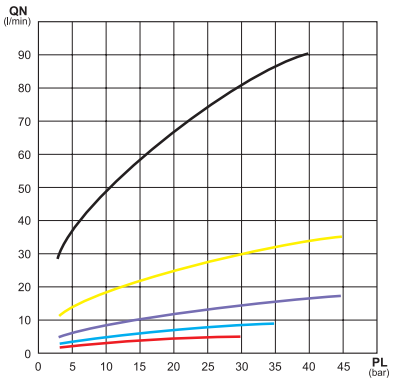

diametro ugelli
nozzle diameter
diámetro boquillas

- 5 mm
- 3 mm
- 2 mm
- 1.5 mm
- 1.2 mm

PL = pressione di lavoro / working pressure / presión de trabajo

Qout = portata in uscita / outlet flow rate / caudal en salida

QN = portata ugello / nozzle flow rate / caudal boquilla

Cleveland Alliance Ltd
Area UK

AGITATORI IDRAULICI
HYDRAULIC STIRRERS
AGITADORES HIDRAULICOS

Raccordo a cavallotto per agitatori idraulici
Collegabile a tutti gli agitatori idraulici con filetto G 1/2"

Clamp fitting for hydraulic agitator
It can be connected to all hydraulic agitators with G 1/2" thread

Racor con abrazadera para agitador hidráulico
Se puede conectar a todos los agitadores hidráulicos con rosca G 1/2"

COD. CODE CÓD.	F (mm)	D
4008201	10	20 mm
400840	10	1/2"
40085A0	10	25 mm
400850	10	3/4"
400860	10	1"

COME ORDINARE **HOW TO ORDER** **COMO PEDIR**

Es. vite **V2B25F** + raccordo a cavallotto **400 850** + agitatore idraulico **502 XXXX**

Ex. screw **V2B25F** + clamp fitting **400 850** + hydraulic agitator **502 XXXX**

Ej. tornillo **V2B25F** + racor con abrazadera **400 850** + agitador hidráulico **502 XXXX**

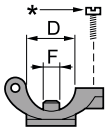

*COD. *CODE *CÓD.	Q.TÀ DA ORDINARE Q.TY TO BE ORDERED CANTITAD DE PEDIR
V2B25F	1

Agitatore idraulico
Ugello in acciaio INOX con foro Ø 1.2 mm

Hydraulic agitator
STAINLESS steel nozzle with Ø 1.2 mm (0.05") hole

Agitador hidráulico
Boquilla de acero inoxidable con orificio de 1.2 mm de diámetro

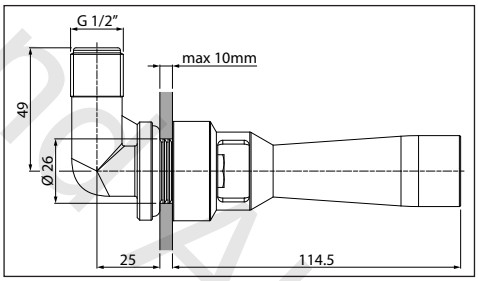

COD. CODE CÓD.
502010

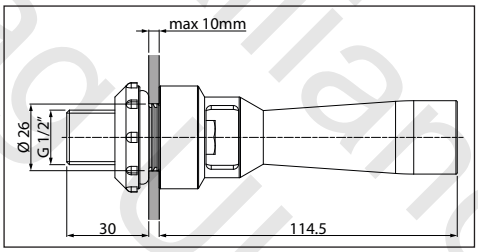

COD. CODE CÓD.
502020

Agitatore idraulico
In ottone completo di filtro inox.
Ugello in ceramica con foro Ø 1.5 mm.

Hydraulic agitator
In brass with stainless steel filter.
Ceramic nozzle hole Ø 1.5 mm (0.06").

Agitador hidráulico
De latón con filtro inox.
Boquilla de cerámica con orificio de 1.5 mm de diámetro.

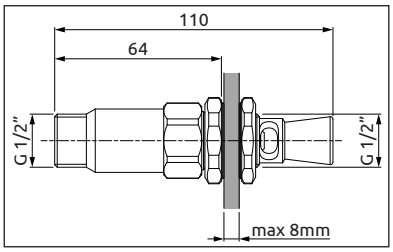

COD. CODE CÓD.
004500

Agitatore a canna
Completo di raccordo curvo Ø 10 mm.

Tube agitator
Including bent fitting Ø 10 mm (0.40").

Agitador de tubo
Con racor curvo Ø 10 mm.

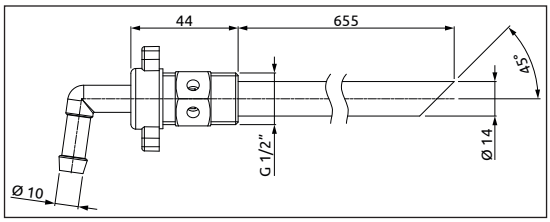

COD. CODE CÓD.
004510

Clevelands Alliances Ltd
Aragon UK

VALVOLE DI SCARICO
DRAIN VALVES
VALVULAS DE DESCARGA

Valvola di scarico antinquinante G 2"

2" BSP anti-pollution drain valve

Válvula de descarga anti contaminación G 2"

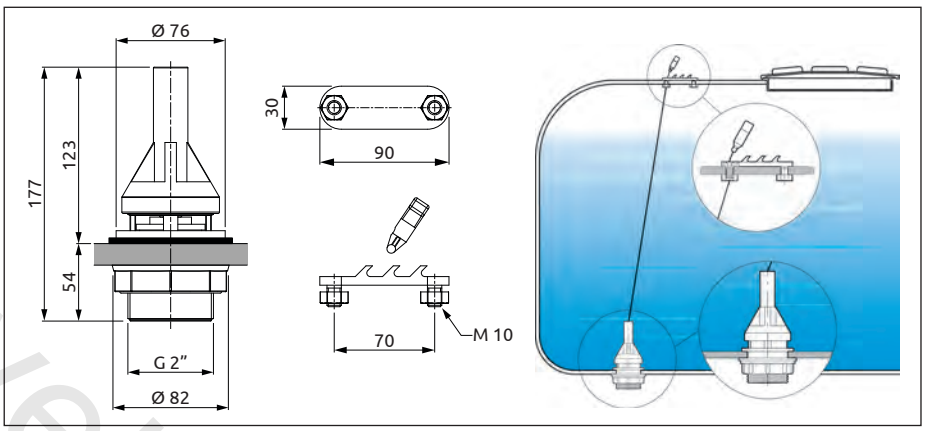

COD. CODE CÓD.
452107

Valvola di scarico antinquinante G 1 1/4"

G 1 1/4" BSP anti-pollution drain valve

Válvula de descarga anti contaminación G 1 1/4"

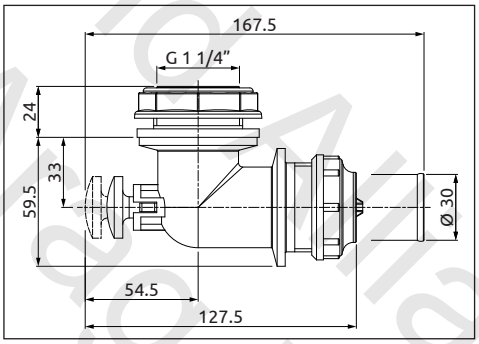

COD. CODE CÓD.	Tipo Type Tipo
452005	Standard
452015	with hose fitting Ø 30 mm

Bocchettone di scarico

Drain outlet

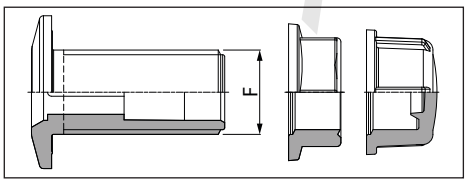

Racor de desagüe

COD. CODE CÓD.	F (BSP)	
220029	G 1/2"	25
220039	G 3/4"	25
220049	G 1"	25
220059	G 1 1/4"	25
220069	G 1 1/2"	25
220079	G 2"	10
220089	G 2 1/2"	10

Cleveland Alliance Ltd
Arad UK

Le pompe a membrana NORTHSTAR e REMCO sono adatte ai più svariati utilizzi, su macchine agricole, camper, roulotte, barche e qualunque altro mezzo mobile o installazione fissa dove si rende necessario lavorare a 12Vdc e disporre di una buona portata in dimensioni ridotte.

NORTHSTAR and REMCO diaphragm pumps are suitable for various applications, on farming machinery, caravans, motor homes, boats and any other moveable means of fixed installation where it is necessary to work at 12Vdc and have a good range in compact-size.

Las bombas de membrana NORTHSTAR y REMCO son aptas para usos variados: en máquinas agrícolas, auto caravanas, casas rodantes, barcos y en cualquier otro medio de transporte o instalación fija donde sea necesario trabajar a 12Vdc y contar con un gran caudal en dimensiones reducidas.

- 5 membrane
- Attacco rapido 5D
- Peso 2,7 kg
- Completo di:
  raccordo 5D / 1/2" NPT (1 pz.)
  raccordo 5D / portagomma Ø 13 mm (1 pz.)

- 5 diaphragms
- 5D quick fittings
- Weight 2,7 kg
- Provided with:
  5D / 1/2" NPT fitting (1 pcs)
  5D / hose tail Ø 13 mm fitting (1 pcs)

- 5 membranas
- Conexión rápida 5D
- Peso 2.7 kg
- Completo de:
  n° 1 racor 5D / 1/2" NPT (1 pc)
  n° 1 racor 5D / porta manguera Ø 13 mm (1 pc)

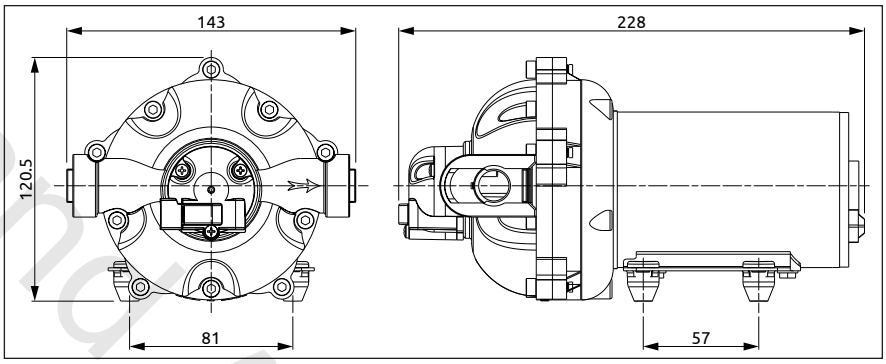

COD. CODE CÓD.	Tipo Type Tipo	Ø IN-OUT	MAX (bar)	MAX (PSI)	l/min	US GPM	12 Vdc
F232681042	DEMAND	5D	4	60	11.4	3	10 A

- Valvole in Viton®
- Membrane in SANTOPRENE®
- Raccordi di accoppiamento con portagomma (serie 2200) o attacco rapido 3D e 5D (serie 3300 e 5500)

- 5 membrane
- Attacco rapido 5D
- Peso 3,6 kg

- Viton® valves
- SANTOPRENE® diaphragms
- Couplings with hose tail (2200 series) or 3D and 5D quick fittings (3300 and 5500 series)

- 5 diaphragms
- 5D quick fitting
- Weight 3,6 kg

- Válvulas de Viton®
- Membranas de SANTOPRENE®
- Empalmes con acoples con porta manguera (serie 2200) o acople rápido 3D y 5D (serie 3300 y 5500)

- 5 membranas
- Conexión rápida 5D
- Peso 3.6 kg

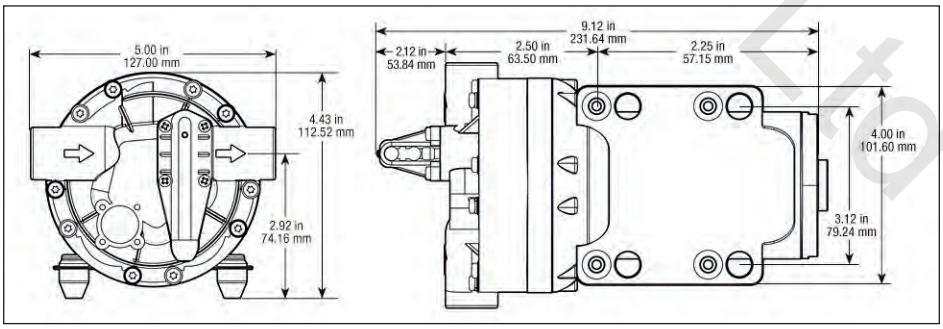

COD. CODE CÓD.	Tipo Type Tipo	Ø IN-OUT	MAX (bar)	MAX (PSI)	l/min	US GPM	12 Vdc
F2155171C1	DEMAND	5D	4	60	19	5	18 A
F2155172C1	BY PASS	5D	4	60	19	5	18 A

Cleveland Alliances Ltd
Area UK

POMPE 12V
12V PUMPS
BOMBAS 12V

- 3 membrane
- Attacco rapido 3D
- Peso 2,7 kg

- 3 diaphragms
- 3D quick fitting
- Weight 2.7 kg

- 3 membranas
- Conexión rápida 3D
- Peso 2.7 kg

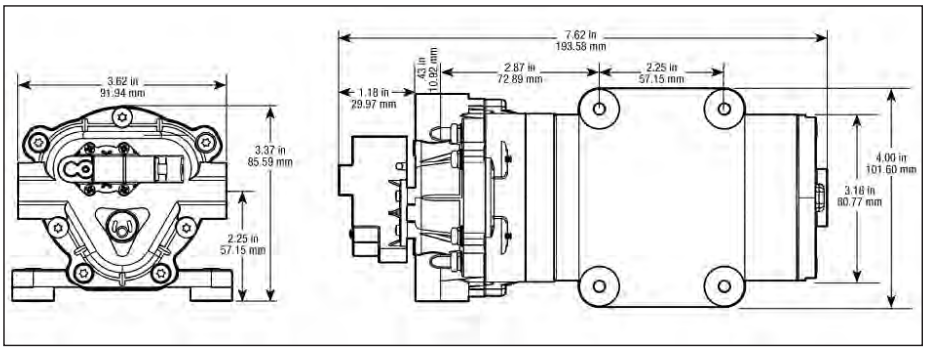

COD. CODE CÓD.	Tipo Type Tipo	Ø IN-OUT	MAX (bar)	MAX (PSI)	l/min	US GPM	12 Vdc
F2133031E1	DEMAND	3D	4	60	7.2	2	7.5 A
F2133032E1	BY PASS	3D	4	60	7.2	2	7.5 A

- 2 membrane
- Attacco portagomma 3/8”
- Peso 0,6 kg

- 2 diaphragms
- 3/8” hose tail
- Weight 0.6 kg

- 2 membranas
- Conexión con porta manguera 3/8"
- Peso 0.6 kg

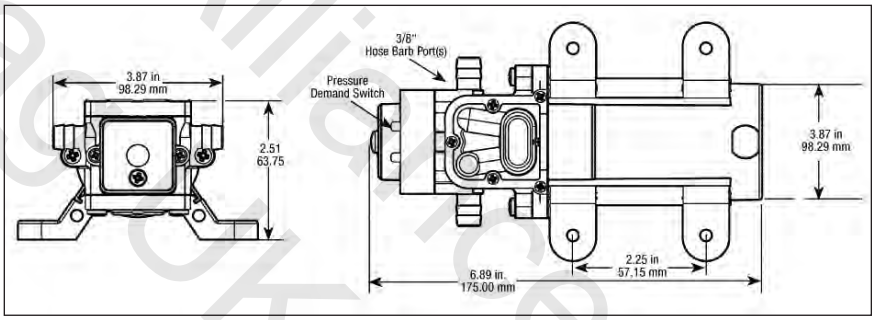

COD. CODE CÓD.	Tipo Type Tipo	Ø IN-OUT	MAX (bar)	MAX (PSI)	l/min	US GPM	12 Vdc
F2122401B1	DEMAND	3/8" hose barb	2.8	40	3.8	1	2.9 A

Raccordi ad attacco rapido in Nylon® per pompe

Nylon® quick fitting hosetails for pumps

Racores portamanguera acople rapido de Nylon® para bombas

Serie pompe Pumps series Bombas serie	Tipo Type Tipo	COD. CODE CÓD.	A mm	COD. CODE CÓD.	A mm	COD. CODE CÓD.	M	COD. CODE CÓD.	Ø
3300	3D	F173DFA38	10	F173DFE38	10	9623202	1/2” M	9623408	Attacco rapido per tubo rigido Ø8 Quick coupling for Ø8 pipe Casquillo rápido para tubo rígido Ø8
		F173DFA12	13	F173DFE12	13				
5500	5D	F175DFA38	10	F175DFE38	10	9625202		9625408	
		F175DFA12	13	F175DFE12	13				

Overland Alliances Ltd
Aragsuk

FILTRI E VALVOLE DI REGOLAZIONE PER POMPE A 12V
FILTERS AND REGULATING VALVES FOR 12V PUMPS
FILTROS Y VALVULAS DE REGULACION PARA BOMBAS A 12V

Minifiltri di aspirazione
- Corpo in Polipropilene
- Guarnizioni in EPDM
- Cartuccia in acciaio inox Ø 27 mm
- Capacità filtrante 20 l/min

Mini suction filters
- PP body
- EPDM gaskets
- Stainless steel cartridge Ø 27 mm (G 1")
- Filtering capacity 20 lt/min

Mini filtro del aspiracion
- Cuerpo de polipropileno
- Juntas en EPDM
- Malla en acero inox. Ø 27 mm
- Capacidad filtrante 20 l/min

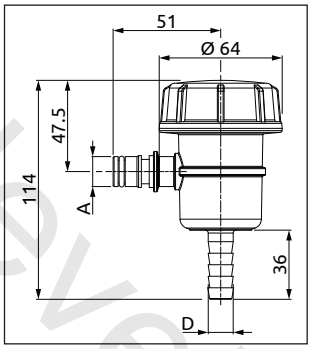

COD. CODE CÓD.	A	D (mm)	Attacco Connection Conexión
309TA53	3D	13	Attacco rapido Fast coupling Acople rapido
309TB53	5D	13	Attacco rapido Fast coupling Acople rapido
309T953	G 1/2"	13	Filetto Thread Rosca

Ricambio
Spare part
Repuesto

COD. CODE CÓD.	Tipo di rete Screen type Tipo de red
3242003.030	Inox 50 mesh

ISO colour coding

SBC body

Esempio di montaggio
Assembly example
Ejemplo de montaje

Valvola regolatrice di pressione
- Per pompe fino a 20 l/min (tipo REMCO®, PROFLO®)
- Corpo in polipropilene rinforzato con fibra di vetro
- Attacco per manometro G 1/8" (BSP)
- Guarnizioni in EPDM
- Parti interne in Delrin® e acciaio INOX AISI 303
- Indicatore graduato di regolazione
- Manometro da ordinare separatamente

Pressure regulating valve
- For pumps up to 20 l/min (type REMCO®, PROFLO®)
- Polypropylene body reinforced with fibreglass
- 1/8" (BSP) for manometer connection
- EPDM seals
- Internal parts in Delrin® and stainless steel AISI 303
- Regulating graduated indicator
- Manometer to order separately

Válvula de regulación de presión
- Para bombas hasta 20 l/min (tipo REMCO®, PROFLO®)
- Cuerpo de Polipropileno reforzado con fibra de vidrio
- Conexión por manómetro G 1/8" (BSP)
- Juntas de EPDM
- Piezas interiores de Delrin® y acero INOX AISI 303
- Índice graduado de regulación
- Manómetro a solicitar por separado

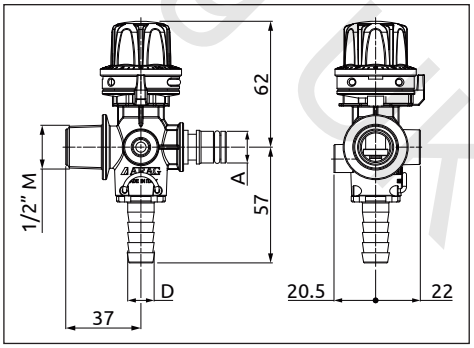

COD. CODE CÓD.	A	D (mm)	Attacco Connection Conexión
9620122	G 3/8" M	13	Filetto maschio Male thread Rosca macho
9620222	G 1/2" M	13	Filetto maschio Male thread Rosca macho
9620422	3D	13	Attacco rapido Fast coupling Acople rapido
9620522	5D	13	Attacco rapido Fast coupling Acople rapido
9620922	G 1/2" F	13	Girello folle femmina Loose female fly nut Tuerca libre hembra

Manometro alla glicerina

Glycerine filled pressure gauge

Manómetro de glicerina

COD. CODE CÓD.	Scala Dial Escala (bar)	(mm)	(BSP)
908006	0 ÷ 6	40	1/8"

CASSA IN ABS
ABS CASE
CAJA EN ABS

WIKA

Clevelands Alliances Ltd
Alag UK

MANOMETRI ALLA GLICERINA
GLYCERINE FILLED PRESSURE GAUGES
MANÓMETROS DE GLICERINA

Cassa in abs
Abs case
Caja en abs

Type 1

Type 2

Type 3

Type 4

Cassa in inox
Stainless steel case
Caja de acero inoxidable

COMPLIANT EN837-1

COD. CODE CÓD.	Type	Scala Dial Escala (bar)	Class	(mm)	(BSP)
909010	1	0 ÷ 10	2.5	63	G 1/4”
909025	2	0 ÷ 25			
909040	1	0 ÷ 40			
909060		0 ÷ 60			
909080		0 ÷ 80			
909100		0 ÷ 100			

COD. CODE CÓD.	Type	Scala Dial Escala (bar)	Class	(mm)	(BSP)
910004	3	0 ÷ 4	2.5	63	G 1/4”
910006		0 ÷ 6			
910010		0 ÷ 10			
910016		0 ÷ 16			
910025	4	0 ÷ 25			
910030	3	0 ÷ 30			
910040		0 ÷ 40			
910060		0 ÷ 60			
910080	4	0 ÷ 80			
910100	3	0 ÷ 100			
910120		0 ÷ 120			
910250		0 ÷ 250			

COD. CODE CÓD.	Scala Dial Escala (bar)	Class	(mm)	(BSP)
911010	0 ÷ 10	1.6	63	G 1/4”
911016	0 ÷ 16			
911025	0 ÷ 25			
911040	0 ÷ 40			
911060	0 ÷ 60			
911100	0 ÷ 100			

COD. CODE CÓD.	Scala Dial Escala (bar)	Class	(mm)	(BSP)
913040	0 ÷ 40	1	100	G 1/2”
913060	0 ÷ 60			

Cassa in inox - Scala isometrica
Stainless steel case - Isometric scale
Caja de acero inoxidable – Escala isométrica

COMPLIANT EN837-1

COD. CODE CÓD.	Scala Dial Escala (bar)	Class	(mm)	(BSP)
9170525	0 ÷ 5/25	1.6	63	G 1/4”
917NI0525*				
9172060#	0 ÷ 20/60			
917NI2060*#				

COD. CODE CÓD.	Scala Dial Escala (bar)	Class	(mm)	(BSP)
9180525	0 ÷ 5/25	1.6	63	G 1/4”
9182060#	0 ÷ 20/60			
918NI2060*#				
9190525	0 ÷ 5/25	1	100	G 1/2”

COD. CODE CÓD.	Scala Dial Escala (bar)	Class	(mm)	(BSP)
9190525E	0 ÷ 5/25	1	100	G 1/4”
9192060E	0 ÷ 20/60			

#Conforme alla norma EN 12761-2/3 - EN 12761-2/3 standard compliant - Conforme a la norma EN 12761-2/3

** Movimento protetto con NIPLOY - NIPLOY protected movement - Movimiento protegido con NIPLOY*

Cleveland Alliances Trading UK Ltd

Indicatore livello serbatoio

COD.
CODE
CÓD.
508010

Tank level indicator

Indicador de nivel para cisterna

Galleggiante (non compreso)
Float (not included)
Flotador (no includido)

COD.
CODE
CÓD.
508020

Kit indicatore livello serbatoio completo di tubo

COD.
CODE
CÓD.
509219

Tank level indicator kit including tube

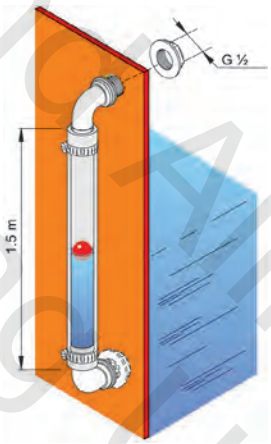

Kit indicador de nivel cisterna con tubo

Indicatore livello serbatoio
- Quadrante circolare
- Trasmissione meccanica in ottone e acciaio
- Scala graduata non compresa

Tank level indicator
- Circular dial
- Mechanical transmission in brass and steel
- Graduated gauge not included

Indicador nivel depósito
- Cuadrante circular
- Transmisión mecánica de latón y acero
- Escala graduada no incluida

COD.
CODE
CÓD.
508015

Cleveland Alliances Ltd
Aragon UK

KIT DI PROTEZIONE
PROTECTION KIT
KIT DE PROTECCION

Kit di protezione
Il kit di indumenti protettivi ARAG è stato studiato per offrire una protezione di base nella manipolazione di antiparassitari.
Il kit confezionato in una pratica sacca di PVC, è composto da:
- 1 tuta in TYVEK traspirante con cappuccio e chiusura lampo
- 1 grembiule in PVC/Poliestere pesante
- 1 paio di occhiali con lenti antiappananti
- 2 mascherine con filtro FFP1, Marchio CE 0086 (EN 149:2001 + A1:2009 FFP1 NR D)
- 2 paia di guanti antisolvente in nitrile felpato internamente

Protection kit
The ARAG protective gear kit is designed to provide basic protection when handling pesticides.
The kit, packaged in a practical PVC bag, is made up of:
- 1 breathable TYVEK overall with hood and zip
- 1 heavy Polyester/PVC apron
- 1 pair of goggles with anti-fog lenses
- 2 masks with FFP1 filter, CE mark 0086 (EN 149:2001 + A1:2009 FFP1 NR D)
- 2 pairs of nitrile chemical resistant gloves with plush inner lining

Kit de protección
El kit de equipos de protección de ARAG se ha estudiado para ofrecer una protección básica durante la manipulación de plaguicidas.
El kit, entregado en una cómoda bolsa de PVC, incluye:
- 1 mono de TYVEK transpirable con capucha y cierre de cremallera
- 1 bata de PVC/poliéster pesado
- 1 par de gafas con lentes antiempañantes
- 2 mascarillas con filtro FFP1, marcado CE 0086 (EN 149:2001 + A1:2009 FFP1 NR D)
- 2 pares de guantes antidisolvente de nitrilo con forro interior

DISPOSITIVO DI LIMITAZIONE DELLA PRESSIONE
PRESSURE-RELIEF DEVICE
DISPOSITIVO DE LIMITACIÓN DE LA PRESIÓN

- Il dispositivo di **limitazione della pressione** ARAG protegge i circuiti idraulici delle macchine irroratrici nel rispetto della attuale normativa UNI EN ISO 4254-6:2010 che prevede il ritorno in cisterna del liquido in scarico e il non superamento della pressione nominale dell'impianto del 20%. Il dispositivo **non sustituisce** una valvola di sicurezza.
- Non è necessario riarmare manualmente la valvola dopo una sovrapressione, ma è sufficiente interrompere momentaneamente l'erogazione di liquido
- Struttura in Nylon®-66 rinforzata con fibra di vetro
- Particolari interni in polipropilene
- Guarnizioni in Viton®
- Sigillo antimanomissione

- **Pressure relief** device ARAG protects sprayer liquid circuits according to the current European standard UNI EN ISO 4254-6:2010 which requires all overflow to be returned to the tank in discharge and a maximum overpressure up to 20% of the rated value. This relief **does not replace** a safety valve.
- No valve manual reset operation is required following an excessive increase in pressure, just momentarily interrupt the flow of liquid
- Fibreglass-reinforced Nylon-66 body
- Internal parts in polypropylene
- Gaskets made of Viton®
- Tamper-proof seal

- El dispositivo de **limitacion de la presion** ARAG protege los circuitos hidráulicos de las máquinas de pulverizacion, en respecto de la actual normativa UNI EN ISO 4254-6:2010 que prevé el retorno al tanque del líquido en descargo y la no superación de la presión nominal del equipo en un 20%. El dispositivo **no remplaza** una valvula de seguridad.
- No es necesario rearmar manualmente la válvula después de una sobrepresión, pues es suficiente interrumpir momentáneamente el suministro de líquido
- Estructura de Nylon-66 reforzada con fibra de vidrio
- Piezas internas de polipropileno
- Juntas de Viton®
- Sello contra manipulaciones

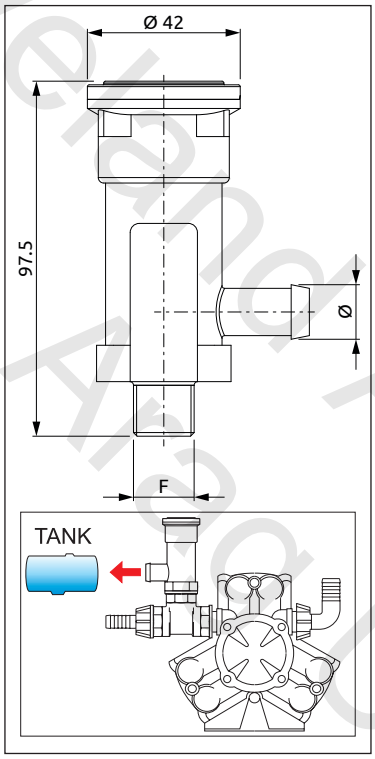

COD. CODE CÓD.	F (BSP)	Ø (mm)	Ø (inch)	MAX (bar)	MAX (PSI)	l/min	US GPM	
459110	G 3/8"	13	G 1/2"	10	145	100	26.4	5
459120	G 3/8"	13	G 1/2"	20	290	100	26.4	5
459130	G 3/8"	13	G 1/2"	30	435	100	26.4	5
459140	G 3/8"	13	G 1/2"	40	580	100	26.4	5
459150	G 3/8"	13	G 1/2"	50	725	100	26.4	5
459210	G 1/2"	19	G 3/4"	10	145	200	52.8	5
459220	G 1/2"	19	G 3/4"	20	290	200	52.8	5
459240	G 1/2"	19	G 3/4"	40	580	200	52.8	5
459250	G 1/2"	19	G 3/4"	50	725	200	52.8	5
459310	G 3/4"	25	G 1"	10	145	250	66	5
459320	G 3/4"	25	G 1"	20	290	280	73.9	5

Contenitore portadocumenti da cabina
Contenitore cilindrico da posizionare in cabina per il rimessaggio di manuali e documenti
- Staffe di fissaggio integrate nel corpo
- Corpo in Polipropilene
- Tappo a vite

Cabin folder case
Cylindrical case to place inside the cabin for the storage of manuals and documents.
- Integrated fixing brackets
- PP case body
- Screw cap

Recipiente de cabina para documentos
Recipiente cilindrico de cabina para poner manuales y documentos
- Sistema de fijacion integrado en el cuerpo
- Cuerpo en Polipropileno
- Tapa roscada

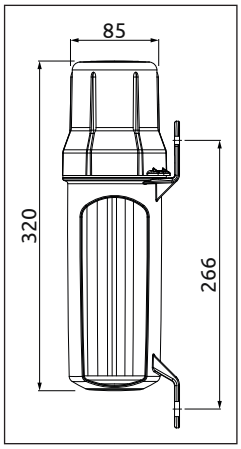

COD. CODE CÓD.
900001

Cleveland Appliances Ltd
Areaguk

QUADRI-JET





Compatible with Seletron, Flow-Stop and diaphragm check valve

COMING SOON

Clevedon Filters UK Ltd